

# SCHEDULE 14A

## INFORMATION REQUIRED IN PROXY STATEMENT

### SCHEDULE 14A INFORMATION

#### PROXY STATEMENT PURSUANT TO SECTION 14(a) OF THE SECURITIES EXCHANGE ACT OF 1934

Filed by the Registrant

Filed by a Party other than the Registrant

Check the appropriate box:

- Preliminary Proxy Statement
- Confidential, for Use of the Commission Only (as permitted by Rule 14a-6(e)(2))
- Definitive Proxy Statement
- Definitive Additional Materials
- Soliciting Material Pursuant to Rule 14a-11(c) or Rule 14a-12

## ALIGN TECHNOLOGY, INC.

(Name of Registrant as Specified In Its Charter)

(Name of Person(s) Filing Proxy Statement, if other than the Registrant)

Payment of Filing Fee (Check the appropriate box):

- No fee required.
- Fee computed on table below per Exchange Act Rules 14a-6(i)(1) and 0-11.
  - 1) Title of each class of securities to which transaction applies:
  - 2) Aggregate number of securities to which transaction applies:
  - 3) Per unit price or other underlying value of transaction computed pursuant to Exchange Act Rule 0-11 (set forth the amount on which the filing fee is calculated and state how it was determined):
  - 4) Proposed maximum aggregate value of transaction:
  - 5) Total fee paid:
- Fee paid previously with preliminary materials.
- Check box if any part of the fee is offset as provided by Exchange Act Rule 0-11(a)(2) and identify the filing for which the offsetting fee was paid previously. Identify the previous filing by registration statement number, or the Form or Schedule and the date of its filing.
  - 1) Amount Previously Paid:
  - 2) Form, Schedule or Registration Statement No.:
  - 3) Filing Party:
  - 4) Date Filed:



ALIGN TECHNOLOGY, INC.  
**NOTICE OF ANNUAL MEETING OF STOCKHOLDERS**  
To be held on Wednesday, May 13, 2015  
10:00 a.m.

TO OUR STOCKHOLDERS:

The 2015 Annual Meeting of Stockholders of Align Technology, Inc. ("Align") will be held on Wednesday, May 13, 2015, at 10:00 a.m. Pacific Daylight Time at Align's corporate headquarters located at 2560 Orchard Parkway, San Jose, California 95131.

Details regarding admission to the meeting and the business to be conducted are more fully described in the accompanying Notice of Annual Meeting and Proxy Statement.

We are once again pleased to take advantage of the Securities and Exchange Commission rule allowing companies to furnish proxy materials to their stockholders over the Internet. We believe that this e-proxy process expedites stockholders' receipt of proxy materials, while lowering the costs of printing and distributing our proxy materials and reducing the environmental impact of our annual meeting. On or about April 1, 2015, we mailed to our beneficial stockholders a Notice containing instructions on how to access our Proxy Statement and Annual Report and how to vote online. All other stockholders will continue to receive a paper copy of the Proxy Statement, Proxy Card and Annual Report by mail. The Notice also contains instructions on how you can (i) receive a paper copy of the Proxy Statement, Proxy Card and Annual Report if you only received a Notice by mail or (ii) elect to receive your Proxy Statement and Annual Report over the Internet if you received them by mail this year.

**Your vote is very important. Whether or not you plan to attend the Annual Meeting, we hope that you will vote as soon as possible. You may vote via the Internet or by telephone, or, if you are received paper copies of the proxy materials by mail, you may also vote by mail by following the instructions on the proxy card. Voting over the Internet or by telephone or by written proxy will ensure your representation at the Annual Meeting regardless of whether you attend in person.**

Thank you for your ongoing support of, and continued interest in, Align Technology, Inc.

Sincerely,

ALIGN TECHNOLOGY, INC.

A handwritten signature in black ink, appearing to read "Roger E. George".

Roger E. George  
Vice President, Corporate and Legal Affairs, General  
Counsel and Corporate Secretary

<a href="#">NOTICE OF ANNUAL MEETING OF STOCKHOLDERS</a>	1
<a href="#">GENERAL INFORMATION</a>	1
<a href="#">Q: <i>Why Am I Receiving These Materials?</i></a>	1
<a href="#">Q: <i>What Information Is Contained In These Materials?</i></a>	1
<a href="#">Q: <i>Why did I Receive a Notice in the Mail Regarding the Internet Availability of the Proxy Materials Instead of a Paper Copy of the Full Set of Proxy Materials?</i></a>	1
<a href="#">Q: <i>Why Didn't I Receive a Notice in the Mail about the Internet Availability of the Proxy Materials?</i></a>	1
<a href="#">Q: <i>Can I Vote my Shares by Filling Out and Returning the Notice of Internet Availability of Proxy Materials?</i></a>	1
<a href="#">Q: <i>What Proposals will be Voted on at the Annual Meeting and how does the Board Recommend that I Vote?</i></a>	1
<a href="#">Q: <i>Who Can Vote At The Annual Meeting?</i></a>	2
<a href="#">Q: <i>What Is The Difference Between Holding Shares Directly Or As A Beneficial Owner, In Street Name?</i></a>	2
<a href="#">Q: <i>How Do I Vote?</i></a>	2
<a href="#">Q: <i>What If I Don't Give Specific Voting Instructions?</i></a>	3
<a href="#">Q: <i>Can I Change Or Revoke My Vote?</i></a>	3
<a href="#">Q: <i>What Vote Is Required To Approve Each Item?</i></a>	3
<a href="#">Q: <i>What Constitutes A Quorum?</i></a>	4
<a href="#">Q: <i>Who Will Bear The Cost Of Soliciting Votes For The Annual Meeting?</i></a>	4
<a href="#">Q: <i>Who Will Count The Vote?</i></a>	4
<a href="#">Q: <i>What Is The Company's Website Address?</i></a>	4
<a href="#">Q: <i>Where Can I Find The Voting Results Of The Meeting?</i></a>	4
<a href="#">Q: <i>Is There Any Information That I Should Know Regarding Future Annual Meetings?</i></a>	4
<a href="#">PROPOSAL ONE ELECTION OF DIRECTORS</a>	6
<a href="#">Nominees</a>	6
<a href="#">Information Concerning The Nominees</a>	7
<a href="#">Corporate Governance Policies And Practices</a>	11
<a href="#">Director Independence</a>	14
<a href="#">Stockholder Communications With Board</a>	15
<a href="#">Director Compensation</a>	15
<a href="#">PROPOSAL TWO RATIFICATION OF APPOINTMENT OF INDEPENDENT REGISTERED PUBLIC ACCOUNTANTS</a>	17
<a href="#">Fees To PricewaterhouseCoopers LLP For 2014 And 2013</a>	18
<a href="#">Audit Committee's Policy Of Pre-Approval Of Audit And Permissible Non-Audit Services</a>	18
<a href="#">REPORT OF THE AUDIT COMMITTEE OF THE BOARD</a>	19
<a href="#">PROPOSAL THREE ADVISORY VOTE TO APPROVE THE COMPENSATION OF OUR NAMED EXECUTIVE OFFICERS</a>	20
<a href="#">EQUITY COMPENSATION PLAN INFORMATION</a>	22
<a href="#">EXECUTIVE COMPENSATION</a>	23
<a href="#">Compensation Discussion And Analysis</a>	23
<a href="#">Compensation Committee of the Board Report</a>	35
<a href="#">Summary Compensation Table For Fiscal Year Ended 2014</a>	36
<a href="#">Grants Of Plan-Based Awards For Fiscal Year Ended 2014</a>	37
<a href="#">Outstanding Equity Awards At Fiscal 2014 Year End</a>	39
<a href="#">Option Exercises And Stock Vested During Fiscal Year Ended 2014</a>	40
<a href="#">Potential Payment Upon Termination Or Change Of Control</a>	41
<a href="#">PRINCIPAL STOCKHOLDERS</a>	45
<a href="#">SECTION 16(A) BENEFICIAL OWNERSHIP REPORTING COMPLIANCE</a>	47
<a href="#">CERTAIN RELATIONSHIPS AND RELATED PARTY TRANSACTIONS</a>	47
<a href="#">OTHER MATTERS</a>	48
<a href="#">APPENDIX A</a>	A-1

ALIGN TECHNOLOGY, INC.  
2560 Orchard Parkway  
San Jose, California 95131

**NOTICE OF ANNUAL MEETING OF STOCKHOLDERS**

<b>Time and Date</b>	10:00 a.m., Pacific Daylight Time, on Wednesday, May 13, 2015
<b>Place</b>	Corporate Headquarters, 2560 Orchard Parkway, San Jose, California 95131
<b>Items of Business</b>	<ol style="list-style-type: none"><li>1. To elect the eight (8) directors named in this proxy statement</li><li>2. To ratify the appointment of PricewaterhouseCoopers LLP as our independent registered public accountants for the fiscal year ending December 31, 2015</li><li>3. To conduct an advisory (non-binding) vote on executive compensation</li><li>4. To consider such other business as may properly come before the Annual Meeting or any adjournments or postponements thereof</li></ol>
<b>Adjournments and Postponements</b>	Any action on the items of business described above may be considered at the annual meeting at the time and on the date specified above or at any time and date to which the annual meeting may be properly adjourned or postponed.
<b>Record Date</b>	Only stockholders who owned shares of our common stock at the close of business on March 18, 2015 are entitled to vote.
<b>Meeting Admission</b>	All stockholders as of the record date, or their duly appointed proxies, may attend the Annual Meeting. Registration will begin at 9:30 a.m. If you attend, please know that you may be asked to present valid picture identification, such as a driver's license or passport. Stockholders holding stock in brokerage accounts ("street name" holders) will need to bring a copy of a brokerage statement reflecting stock ownership as of the record date. Cameras, recording devices and other electronic devices will not be permitted at the Annual Meeting.
<b>Voting</b>	Your vote is very important. Regardless of whether you plan to attend the Annual Meeting, we hope you will vote as soon as possible. You may vote your shares over the Internet or by telephone. If you received a paper copy of a proxy card by mail, you may submit your proxy for the annual meeting by completing, signing, dating and returning your proxy card in the pre-addressed envelope provided. For specific instructions on how to vote your shares, please refer to the section entitled <i>General Information - How do I vote?</i> in the proxy statement.

*This notice of annual meeting and proxy statement and form of proxy are being distributed and made available on the Internet on or about April 1, 2015.*

**Important Notice Regarding the Availability of Proxy Materials for the Stockholder Meeting to Be Held on May 13, 2015.** The proxy statement and Align Technology, Inc.'s Annual Report on Form 10-K are available electronically at <http://www.viewproxy.com/aligntech/2015>.

## PROXY STATEMENT SUMMARY

This summary highlights selected information contained in this Proxy Statement. It does not contain all the information you should consider and as such we urge you to carefully read the Proxy Statement in its entirety prior to voting. For additional information, please review the Company's Annual Report on Form 10-K for the fiscal year ended December 31, 2014.

## MEETING AGENDA AND VOTING RECOMMENDATIONS

Item	Voting Standard	Vote Recommendation	Page Reference
1 - Annual Election of Directors	Majority of votes cast	FOR each nominee	6
2 - Ratification of Independent Registered Public Accounting Firm	Majority of votes present in person or by proxy	FOR	17
3 - Advisory Vote on Named Executive Officer Compensation	Majority of votes present in person or by proxy	FOR	20

## DIRECTOR NOMINEES

You are being asked to vote on the election of these 8 directors. Each member of our Board of Directors is elected annually by majority voting. All directors other than Mr. Prescott are independent.

Name	Age	Director Since	Primary Occupation	Independent?	Committee Memberships*			
					AC	CC	NCGC	TC
Joseph Lacob	59	1997	Managing Partner & CEO of The Golden State Warriors	Yes			C	X
C. Raymond Larkin (1)	66	2004	Principal of Group Outcome LLC	Yes			X	
George J. Morrow	63	2006	Retired, EVP of Worldwide Sales & Marketing, Amgen, Inc.	Yes		C		
David C. Nagel	69	2009	Retired, President & CEO, PalmSource	Yes		X		C
Thomas M. Prescott	59	2002	President & CEO, Align Technology, Inc.	No				
Andrea L. Saia	57	2013	Retired, Global Head of Vision Care, Novartis AG	Yes	X			
Greg J. Santora	63	2004	Retired, CFO, Shopping.com	Yes	C	X		
Warren S. Thaler	52	2004	President, Gund Investment Corporation	Yes	X		X	X

(1) Mr. Larkin is Chairman of the Board of Directors

AC = Audit; CC = Compensation; NCGC = Nominating and Corporate Governance; X = Member; C = Chair

## CORPORATE GOVERNANCE HIGHLIGHTS

We recognize the importance of corporate governance as a component of providing long-term stockholder value. The following corporate governance practices highlight our commitment:

### INDEPENDENCE

7 of 8 director nominees are independent

Independent Chairman of the Board has strong role with significant governance responsibilities

All Board committees that meet regularly are comprised wholly of independent directors

Independent directors meet regularly in executive session without management present

### BEST PRACTICES

Stock ownership requirements for directors and executives that are reviewed annually

Anti-hedging and anti-pledging policies

### ACCOUNTABILITY

Annual election of all directors

Majority voting in uncontested elections

Annual performance self-evaluations by Board and committees

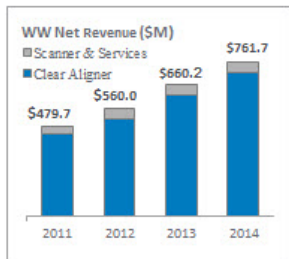
### RISK OVERSIGHT

Board oversight of overall Company risk management infrastructure

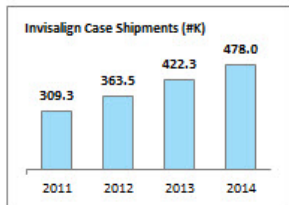
Committee oversight of certain risks related to each committee's areas of responsibility

## FISCAL 2014 PERFORMANCE HIGHLIGHTS

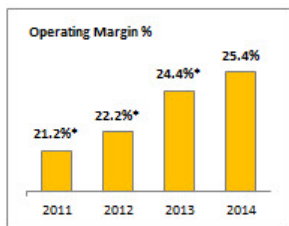
Fiscal 2014 was a year of continued solid performance for Align, set forth below are a few highlights.



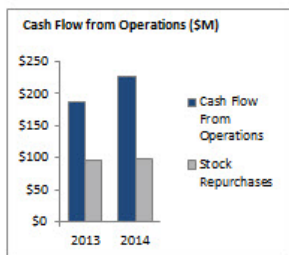
2014 revenues were \$761.7 million, a 15.4% increase from \$660.2 million in 2013. This revenue growth reflects growth across all customer channels and geographies, as well as the expansion of our customer base and increased utilization by existing doctors.



In 2014, we shipped 478.0 thousand Invisalign cases, up 13.2% from 2013. This increase reflects 28.6% volume growth from our International doctors.



Operating income was \$193.6 million in 2014, or 25.4% of our revenue. This marks the first time that our operating margin was within our long term financial model target for the full year.



We generated \$226.9 million of cash flow from operations in 2014 from which we repurchased 1.9 million shares, returning approximately \$98.2 million to our stockholders. This reduced our average diluted shares outstanding by 1.2%.

\*Operating Margin for 2011, 2012 and 2013 are Non-GAAP. A reconciliation of GAAP to non-GAAP can be found in Appendix A to this Proxy Statement.

## FISCAL 2014 EXECUTIVE COMPENSATION HIGHLIGHTS

The table below highlights the 2014 compensation for the CEO and average named executive officer (excluding the CEO) as disclosed in the Summary Compensation Table of the Proxy Statement. It also shows the delivery of cash versus equity and the significant portion of compensation that is performance-based. See further explanation in the Executive Summary of the Compensation Discussion & Analysis on page 23 of the Proxy Statement.

	Salary	Actual Cash Incentive (Bonus)	Restricted Stock Units	Market Stock Units	Other Compensation	Total
<b>CEO</b>	\$650,000	\$585,000	\$3,211,200	\$4,737,600	\$9,597	\$9,193,397
<i>% of Total</i>	7%	6%	35%	52%	0%	
<i>Cash vs. Equity</i>	Total Cash 13%		Total Equity 67%		Other 0%	
<i>Fixed vs. Performance Based</i>	Fixed 7%	Tied to Stock Price or Otherwise Performance Based 93%			Other 0%	
<b>Average NEO (excluding CEO)</b>	\$365,726	\$225,925	\$898,467	\$882,378	\$48,183	\$2,420,679
<i>% of Total</i>	15%	9%	37%	36%	2%	
<i>Cash vs. Equity</i>	Total Cash 24%		Total Equity 73%		Other 2%	
<i>Fixed vs. Performance Based</i>	Fixed 15%	Tied to Stock Price or Otherwise Performance Based 62%			Other 2%	

**COMPENSATION ELEMENT:**

**DESCRIPTION:**

Salary	Annual base pay
Actual Cash Incentive (bonus)	Cash-based Incentive Compensation; annual performance-based bonus
Restricted Stock Units	Other equity whose value increases with stock price
Market Stock Units	Performance-based equity using 3-year relative stock price
Other Compensation	Includes limited perquisites and other personal benefits



ALIGN TECHNOLOGY, INC.  
2560 Orchard Parkway  
San Jose, California 95131

---

PROXY STATEMENT FOR THE  
2015 ANNUAL MEETING OF STOCKHOLDERS

---

GENERAL INFORMATION

**Q: Why am I receiving these materials?**

**A:** Our Board of Directors (the "Board") is providing these materials to you in connection with the solicitation of proxies for use at Align's 2015 Annual Meeting of Stockholders, which will take place on Wednesday, May 13, 2015 at 10:00 a.m. local time, at our corporate headquarters located at 2560 Orchard Parkway, San Jose, California 95131 (referred to in this proxy statement as the "Annual Meeting"). As a stockholder, you are invited to attend the Annual Meeting and are requested to vote on the items of business described in this proxy statement.

**Q: What information is contained in these materials?**

**A:** The proxy materials include our proxy statement for the Annual Meeting and our 2014 Annual Report on Form 10-K. If you received a paper copy of these materials by mail, the proxy materials also include a proxy card for the Annual Meeting. If you received a notice of the Internet availability of the proxy materials instead of a paper copy of the proxy materials, see "How do I vote?" below. The information in this proxy statement contains important information regarding our Annual Meeting. Specifically, it identifies the proposals on which you are being asked to vote, provides information you may find useful in determining how to vote and describes the voting procedures.

**Q: Why did I receive a notice in the mail regarding the Internet availability of the proxy materials instead of a paper copy of the full set of proxy materials?**

**A:** This year, we are once again pleased to be using the SEC rule that allows companies to furnish their proxy materials over the Internet. As a result, we are mailing to many of our stockholders a notice of the Internet availability of the proxy materials instead of a paper copy of the proxy materials. All stockholders receiving the notice will have the ability to access the proxy materials over the Internet and request a paper copy of the proxy materials by mail. Instructions on how to access the proxy materials over the Internet or to request a paper copy may be found in the notice of the Internet availability of the proxy materials. In addition, the notice contains instructions on how you may request to access proxy materials in printed form by mail or electronically on an ongoing basis.

**Q: Why didn't I receive a notice in the mail about the Internet availability of the proxy materials?**

**A:** We provide some of our stockholders with paper copies of the proxy materials instead of a notice of the Internet availability of the proxy material.

**Q: Can I vote my shares by filling out and returning the Notice of Internet Availability of Proxy Materials?**

**A:** No. The Notice only identifies the items to be voted on at the Annual Meeting. You cannot vote by marking the Notice and returning it. The Notice provides instructions on how to cast your vote.

**Q: What proposals will be voted on at the Annual Meeting and how does the Board recommend that I vote?**

**A:** The proposals that will be presented at the Annual Meeting and our Board's voting recommendations are set forth in the table below:

Proposal	Board's Voting Recommendation
Proposal 1 — The election of eight (8) director nominees	For Each Director Nominee
Proposal 2 — To Ratify the Appointment of PwC as the Company's Independent Registered Public Accounting Firm for Fiscal 2015	For
Proposal 3 — An advisory vote to approve the compensation of our named executive officers	For

We will also consider any other business that properly comes before the Annual Meeting. As of April 1, 2015, we are not aware of any other matters to be submitted for consideration at the Annual Meeting. If any other matters are properly brought before the meeting, the persons named in the proxy cards will vote the shares they represent using their best judgment.

**Q: Who can vote at the Annual Meeting?**

**A:** If you are a stockholder of record or a beneficial owner who owned our common stock at the close of business on March 18, 2015, the record date for the Annual Meeting, you are entitled to vote at the Annual Meeting. As of the record date, 80,727,147 of our common stock were issued and outstanding and no shares of our preferred stock were issued and outstanding.

**Q: What is the difference between holding shares directly or as a beneficial owner, in street name?**

**A:** Most of our stockholders hold their shares as a beneficial owner through a brokerage firm, bank or other nominee. As summarized below, there are some differences between shares held of record and those owned beneficially.

**Stockholder of Record:** If on March 18, 2015, the record date, your shares were registered directly in your name with our transfer agent, Computershare Limited, then you are considered the stockholder of record. As a stockholder of record, you may vote in person at the Annual Meeting or vote by proxy.

**Beneficial Owner:** If on March 18, 2015, the record date, your shares were held on your behalf in an account with a brokerage firm, bank or other nominee, you are considered the beneficial owner of those shares held in street name. If you are a beneficial owner, these proxy materials are being forwarded to you by the organization considered the stockholder of record of your shares. As a beneficial owner, you have the right to direct your nominee on how to vote the shares held in your account. Your nominee has enclosed or provided voting instructions for you to use in directing it on how to vote your shares. Please note that as a beneficial owner, you may not vote your shares in person at the Annual Meeting unless you request and obtain a valid proxy from the organization that holds your shares and is the stockholder of record, giving you the right to vote the shares at the Annual Meeting.

**Q: How do I vote?**

**A:** *Voting by Mail.* Stockholders who received a paper copy of a proxy card by mail may submit proxies by completing, signing and dating their proxy card and mailing it in the accompanying pre-addressed envelope. Proxy cards submitted by mail must be received prior to the closing of the polls at the Annual Meeting in order for the votes to be recorded.

*Voting via the Internet.* Stockholders who received a notice of the Internet availability of the proxy materials by mail may submit proxies over the Internet by following the instructions on the Notice. Stockholders who received a paper copy of a proxy card by mail may submit proxies over the Internet by following the instructions on the proxy card. Most of Align's stockholders who hold shares beneficially in street name may vote by accessing the website specified in the voting instructions provided by their broker or other nominee. A number of banks and brokerage firms are participating in a program provided through Broadridge Investor Communication Solutions that offers the means to grant proxies to vote shares through the Internet. If your shares are held in an account with a broker or bank participating in the Broadridge Investor Communication Solutions program, you may grant a proxy to vote those shares via the Internet by contacting the website shown on the instruction form received from your broker or bank. Your vote must be received by 8:59 p.m. Pacific Time, on May 12, 2015.

*Voting by Telephone.* Stockholders of record may submit proxies by following the "Vote by Telephone" instructions on their proxy cards or on the notice of Internet availability, as applicable, until 8:59 p.m. Pacific Time, on May 12, 2015.

*Voting in Person at the Annual Meeting.* Shares held in your names as the stockholder of record may be voted in person at the Annual Meeting. If, however, you are the beneficial owner of shares held in street name, and if you wish to vote at the

Annual Meeting, you will need to bring a legal proxy from your broker or other nominee authorizing you to vote your shares. Even if you plan to attend the Annual Meeting, we recommend that you also vote by proxy as described below so that your vote will be counted if you later decide not to attend the meeting.

**Q: *What if I don't give specific voting instructions?***

**A:** In the election of directors, you may vote "FOR," "AGAINST" or "ABSTAIN." If you elect to "ABSTAIN" in the election of directors, the abstention will not impact the election of directors. In tabulating the voting results for the election of directors, only "FOR" and "AGAINST" votes are counted.

For the other items of business, you may vote "FOR", "AGAINST" or "ABSTAIN". For these other items of business, if you elect to abstain, the abstention will have the same effect as an "AGAINST" vote.

If you indicate your choice on your proxy on a particular matter to be acted upon, the shares will be voted as indicated.

If you are a stockholder of record and you return a signed proxy card but do not indicate how you wish to vote, the proxy holders will vote your shares in the manner recommended by the Board on all matters presented in this proxy statement and as the proxy holders may determine in their discretion with respect to any other matters properly presented for a vote at the Annual Meeting. If you do not return the proxy card, your shares will not be voted and will not be deemed present for the purpose of determining whether a quorum exists.

If you are a beneficial owner and the organization holding your account does not receive instructions from you as to how to vote those shares, under the rules of various national and regional securities exchanges, that organization may exercise discretionary authority to vote on routine proposals (the ratification of the appointment of PricewaterhouseCoopers LLP as our independent public accountants) but may not vote on non-routine proposals (election of directors and advisory vote on executive compensation). We encourage you to provide instructions to your broker regarding the voting of your shares.

If you do not provide voting instructions to your broker and the broker has indicated that it does not have discretionary authority to vote on a particular proposal, your shares will be considered "broker non-votes" with regard to that matter. Broker non-votes will be considered as represented for purposes of determining a quorum but generally will not be considered as entitled to vote with respect to a particular proposal. Broker non-votes are not counted for purposes of determining the number of votes cast with respect to a particular proposal. Thus, a broker non-vote will make a quorum more readily obtainable, but the broker non-vote will not otherwise affect the outcome of the vote on a proposal that requires the affirmative vote of a majority of the shares present and entitled to vote.

**Q: *Can I change or revoke my vote?***

**A:** Subject to any rules your broker or other nominee may have, you may change your proxy instructions at any time before your proxy is voted at the Annual Meeting.

If you are a stockholder of record, you may either:

- Sign and return another proxy bearing a later date prior to the time we take the vote at the Annual Meeting;
- Submit a timely and valid Internet or telephone vote on a later date but prior to the time we take the vote at the Annual Meeting;
- provide written notice of the revocation to:

Corporate Secretary  
Align Technology, Inc.  
2560 Orchard Parkway  
San Jose, California 95131

prior to the time we take the vote at the Annual Meeting; or

- attend the Annual Meeting and vote in person. Your attendance at the Annual Meeting will not cause your previously granted proxy to be revoked unless you specifically so request.

If you are a beneficial owner of shares held in street name, you may either:

- submit new voting instructions to your broker or other nominee; or
- if you have obtained a legal proxy from your broker or other nominee giving you the right to vote your shares at the Annual Meeting, attend the Annual Meeting and vote in person.

**Q: What vote is required to approve each item?**

**A:** The vote required and the way the vote is calculated for the proposals is as follows:

PROPOSAL	VOTE REQUIRED	BROKER DISCRETIONARY VOTING ALLOWED
Proposal 1 — To Elect Eight (8) Director Nominees	A nominee must receive more "for" votes than "against" votes and the number of votes "for" must be the majority of the required quorum	NO
Proposal 2 — To Ratify the Appointment of PwC as the Company's Independent Registered Public Accounting Firm for Fiscal 2015	Majority of Shares Entitled to Vote and Present in Person or Represented by Proxy	YES
Proposal 3 — To Consider an Advisory Vote to Approve the Compensation of our Named Executive Officers	Majority of Shares Entitled to Vote and Present in Person or Represented by Proxy	NO

**Q: What constitutes a quorum?**

**A:** A quorum, which is a majority of the outstanding shares of our common stock as of the record date, must be present or represented by proxy in order to hold the Annual Meeting and to conduct business. As of the record date, 80,727,147 shares of common stock, representing the same number of votes, were outstanding. That means that we need the holders of at least 40,363,574 shares of common stock to be represented for us to have a quorum. Your shares will be counted as present at the Annual Meeting if you attend the Annual Meeting in person. Your shares will be considered present and represented by proxy if you submit a properly executed proxy card or vote via the Internet or by telephone. Under the General Corporation Law of the State of Delaware, abstentions and broker "non-votes" are counted as present and entitled to vote and so are included for purposes of determining whether a quorum is present at the Annual Meeting.

**Q: Who will bear the cost of soliciting votes for the Annual Meeting?**

**A:** We will bear the entire cost of proxy solicitation, including the preparation, assembly, printing and mailing of proxy materials. The original solicitation of proxies by mail may be supplemented by solicitation by telephone and other means by directors, and employees of Align. None of these officers, directors or employees will receive special compensation for such services. In addition, we may reimburse brokerage firms and other custodians for their reasonable out-of-pocket expenses for forwarding these proxy materials to you.

**Q: Who will count the vote?**

**A:** We expect a representative from the Company will tabulate the proxies and act as inspector of the election.

**Q: What is the Company's website address?**

**A:** Our website address is [www.aligntech.com](http://www.aligntech.com). We make this proxy statement, our annual report on Form 10-K, quarterly reports on Form 10-Q, current reports on Form 8-K and amendments to those reports filed or furnished pursuant to Section 13(a) or 15(d) of the Securities Exchange Act of 1934, as amended available on our website in the Investor Relations section, as soon as reasonably practicable after electronically filing such material with the Securities and Exchange Commission ("SEC").

This information is also available free of charge at [www.sec.gov](http://www.sec.gov), an Internet site maintained by the SEC that contains reports, proxy and information statements and other information regarding issuers that are filed electronically with the SEC. Stockholders may obtain free copies of the documents filed with the SEC by contacting our Investor Relations department at by sending a written request to Align Technology, Inc, 2560 Orchard Parkway, San Jose, California 95131, Attn: Investor Relations or by sending an email to [investorinfo@aligntech.com](mailto:investorinfo@aligntech.com).

**Q: Where can I find the voting results of the meeting?**

**A:** The preliminary results will be announced at the Annual Meeting. The final results will be published in a Current Report on Form 8-K, which we will file with the SEC by May 19, 2015.

**Q: Is there any information that I should know regarding future annual meetings?**

**A:** Stockholder proposals may be included in our proxy statement for an annual meeting so long as they are provided to us on a timely basis and satisfy the other conditions set forth in SEC regulations under Rule 14a-8 regarding the inclusion of stockholder proposals in company-sponsored proxy materials. For a stockholder proposal to be considered for inclusion in our proxy statement for the annual meeting to be held in 2016, we must receive the proposal at our principal executive offices, addressed to the Corporate Secretary, no later than December 3, 2015. In addition, a stockholder proposal that is not intended for inclusion in our proxy statement under Rule 14a-8 may be brought before the 2016 annual meeting so long as we receive information and notice of the proposal in compliance with the requirements set forth in our Bylaws, addressed to the Corporate Secretary at our principal executive offices, not later than February 13, 2016 nor earlier than January 14, 2016.

**PROPOSAL ONE  
ELECTION OF DIRECTORS**

**Nominees**

Our Board is elected each year at the annual meeting of stockholders. As of the date of this proxy statement, Align's Bylaws fix the current number of directors at 8. On the recommendation of the Nominating and Governance Committee, the Board has nominated the 8 persons named below for election as directors this year, each to serve for a one-year term or until the director's successor is elected and qualified.

In the event any of the nominees is unable or declines to serve as a director at the time of the Annual Meeting, the proxies will be voted for any nominee who shall be designated by the then current Board to fill the vacancy. As of the date of this Proxy Statement, our Board is not aware of any nominee who is unable or will decline to serve as a director.

Our Bylaws require that a director nominee will be elected only if he or she receives a majority of the votes cast with respect to his or her election in an uncontested election (that is, the number of shares voted "for" a director nominee must exceed the number of votes cast "against" that nominee). Each of our director nominees is currently serving on the Board. If a nominee who is currently serving as a director is not re-elected, Delaware law provides that the director would continue to serve on the Board as a "holdover director." Under our Bylaws and Corporate Governance Guidelines, each director submits an advance, contingent, irrevocable resignation that the Board may accept if stockholders do not re-elect the director. In that situation, our Nominating and Governance Committee would make a recommendation to the Board about whether to accept or reject the resignation, or whether to take other action. The Board would act on the Nominating and Governance Committee's recommendation, and publicly disclose its decision and the rationale behind it within 90 days from the date that the election results were certified.

You may either vote "For" or "Against" any nominee you specify. Unless marked otherwise, proxies returned to us will be voted for each of the nominees named below. If you hold your shares through a bank, a broker or other holder or record you must instruct your bank, broker or other holder of record to vote so that your vote can be counted on this Proposal 1.

**OUR BOARD RECOMMENDS THAT YOU VOTE "FOR" ALL NOMINEES**

**Information Concerning the Nominees**

**Joseph Lacob**  
**Age: 59**  
**Director since 1997**  
**Board committees:**  
**Nominating and Governance (Chair) and**  
**Technology**

Mr. Lacob has served as a director of Align since August 1997 and has been a partner of Kleiner Perkins Caufield & Byers (KPCB), a venture capital firm, since May 1987. In 2011, Mr. Lacob acquired The Golden State Warriors of the National Basketball Association. He is currently the Managing Partner and CEO of the Warriors. Prior to joining KPCB in 1987, Mr. Lacob was an executive with Cetus Corporation (now Chiron), FHP International, a health maintenance organization, and the management consulting firm of Booz, Allen & Hamilton. He was previously on the board of directors of Orexigen Therapeutics, a biopharmaceutical company focused on the development of pharmaceutical product candidates for the treatment of obesity. Mr. Lacob received his B.S. in Biological Sciences from the University of California at Irvine, his Masters in Public Health from the University of California at Los Angeles and his M.B.A. from Stanford University

*Mr. Lacob has demonstrated success in his business and leadership skills, serving as a partner of KPCB since 1987. In his role at KPCB, he has gained considerable technology, health care and life sciences industry experience. During his career at KPCB, Mr. Lacob has been closely involved with investments in over fifty life science companies, including the start-up or incubation of a dozen ventures, and with KPCB's medical technology practice, which includes over thirty therapeutic and diagnostic medical device companies. With this extensive business background, Mr. Lacob also brings considerable finance and investment experience that has proven to be valuable in addressing issues that arise at Align.*

**C. Raymond Larkin Jr.**  
**(Chairman of the Board)**  
**Age: 66**  
**Director since 2004**  
**Board committees:**  
**Nominating and Governance**

Mr. Larkin has served as a director of Align since March 2004. In February 2006, Mr. Larkin was appointed as Chairman of the Board. He currently is a Principal of Group Outcome L.L.C., a merchant banking firm concentrating on medical technologies. From 2001 to 2007, he served as a part time Venture Partner at Cutlass Capital, a venture capital firm. Mr. Larkin was previously Chairman and Chief Executive Officer at Eunoe, Inc., a medical device company. From 1983 to March 1998, he held various executive positions with Nellcor Puritan Bennett, Inc., a medical instrumentation company, for which he served as President and Chief Executive Officer from 1989 until 1998. Mr. Larkin also held various positions of increasing responsibility at Bentley Laboratories/American Hospital Supply from 1976 to 1983. He serves on the board of directors of Heartware, Inc., a medical device company developing implant devices for the treatment of advanced heart failure. Mr. Larkin received his B.S. in Industrial Management from LaSalle University.

*Mr. Larkin brings with him considerable business experience in the medical device industry serving as President and CEO of a large public company. In his role as President and CEO of Nellcor Puritan Bennett, Inc., Mr. Larkin took on significant management, strategic and operational responsibilities leading that business through significant growth, including numerous mergers & acquisitions. This operational experience has proven valuable in addressing issues that have arisen at Align. With his knowledge of the medical device and health care industry, Mr. Larkin provides valuable insight to our Board. Mr. Larkin's experience as a member of the board of directors of various public companies provides Mr. Larkin a deep understanding of the role of the board of directors and positions him well to serve as our Chairman.*

**George J. Morrow**  
**Age: 63**  
**Director since 2006**  
**Board committees:**  
**Compensation (Chair)**

Mr. Morrow has served as a director of Align since February 2006. From February 2011 until January 2013, Mr. Morrow served as a consultant to Amgen Inc., a global biotechnology company. From 2003 until his retirement in February 2011, he was the Executive Vice President, Global Commercial Operations at Amgen Inc., where he also served as Executive Vice President of Worldwide Sales and Marketing between 2001 and 2003. From 1992 to 2001, Mr. Morrow held multiple leadership positions at GlaxoSmithKline Inc. and its subsidiaries, including President and Chief Executive Officer of Glaxo Wellcome Inc. He is a member of the board of directors of Vical Incorporated, a company that researches and develops biopharmaceutical products, Safeway Inc., a food and drug retailer and was a member of the board of directors of Human Genome Sciences, Inc., a biopharmaceutical discovery and development company, from March 2011 until its acquisition in August 2012 by GlaxoSmithKline plc. Mr. Morrow holds a B.S. in Chemistry from Southampton College, Long Island University, an M.S. in Biochemistry from Bryn Mawr College and an M.B.A. from Duke University.

*As a former executive vice president at Amgen and Glaxo, two large public companies, Mr. Morrow brings to our Board considerable business experience in the medical technology industry. As part of the executive leadership at Amgen, Mr. Morrow has recent front-line exposure to many of the issues facing public companies today, particularly on the operational, regulatory, financial and corporate governance fronts. Mr. Morrow's leadership skills and experience make him knowledgeable of the complex issues facing global companies today and give him an understanding of what makes businesses work effectively and efficiently. These skills and experience are extremely valuable to our Board and enable Mr. Morrow to be an effective Compensation Committee chairman.*

**Dr. David C. Nagel**  
**Age: 69**  
**Director since 2009**  
**Board committees:**  
**Compensation and**  
**Technology (Chair)**

Dr. David C. Nagel has served as a director of Align since July 2009. Dr. Nagel was President and CEO of PalmSource from 2001 to 2005, now known as ACCESS Systems Americas, Inc., a subsidiary of ACCESS which develops the Palm OS PDA operating system. Dr. Nagel also served as a member of the Palm board of directors. Prior to joining Palm, Dr. Nagel was the Chief Technology Officer at AT&T and President of AT&T Labs from 1996 to 2001. Earlier in his career, Dr. Nagel was Senior Vice President at Apple Computer where he led the worldwide research and development group responsible for Mac OS software, Macintosh hardware, imaging and other peripheral products development. Before joining Apple, Dr. Nagel was head of NASA human factors research at NASA's Ames Research Center. Dr. Nagel serves on the board of directors of Vonage Holdings Corp., a leading provider of high-quality voice and messaging services over broadband networks. Previously, Mr. Nagel served on the board of directors of Unwired Planet, Inc. (formerly Openwave Systems Inc.), an independent provider of software solutions for the communications and media industries, Tessera Technologies, Inc., an independent licensor of intellectual property and a designer and manufacturer of digital optics and imaging technology to the mobility industry, and Leapfrog Enterprises, Inc., a leading designer, developer and marketer of innovative technology-based learning platforms and related proprietary content for children. Dr. Nagel holds B.S. and M.S. degrees in engineering and a Ph.D. in perception and mathematical psychology, all from University of California Los Angeles.

*Dr. Nagel has considerable business experience in the technology industry serving as President and Chief Executive officer of PalmSource and Chief Technology Officer at AT&T. Dr. Nagel's drive for innovation, evidenced during his tenure at PalmSource, AT&T and Apple, enhances the knowledge of our Board and provides useful insights to management in connection with our focus on technology innovation. Dr. Nagel's experience as a member of the board of directors of various public companies, including as member or chairman of their Compensation Committees, gives him insight and perspective into current best practices at the Board and Compensation Committee level and enables him to be an effective contributing member.*



**Thomas M. Prescott**  
**Age: 59**  
**Director since 2002**  
**No Board committees**

Mr. Prescott has served as our President and Chief Executive Officer and a member of the Board since March 2002. Prior to joining Align, Mr. Prescott was President and Chief Executive Officer of Cardiac Pathways, Inc. from May 1999 to August 2001 and a consultant for Boston Scientific Corporation from August 2001 to January 2002 after its acquisition of Cardiac Pathways in August 2001. Prior to Cardiac Pathways, Mr. Prescott held various sales, general management and executive roles at Nellcor Puritan Bennett, Inc. from April 1994 to May 1999, and various management positions at GE Medical Systems from October 1987 to April 1994. In addition, Mr. Prescott served in sales, marketing and management roles at Siemens AG from December 1980 to July 1986. He received his B.S. in Civil Engineering from Arizona State University and Masters in Management from Northwestern University.

*As CEO, Mr. Prescott is the only officer to sit on our Board. With over 10 years of experience at our Company, he has deep knowledge and understanding of Align and its business. Mr. Prescott's prior experience as CEO of another publicly traded medical device company demonstrates his leadership capability and business acumen. His experience with strategic and operational issues in the life sciences industry along with his service on the board of directors of other companies in this industry gives him insight into the issues facing this industry and brings valuable expertise to our Board.*

**Andrea L. Saia**  
**Age: 57**  
**Director since 2013**  
**Board committees: Audit**

Ms. Saia has served as a director of Align since July 2013. Ms. Saia was previously the Global Head of Vision Care in the Alcon division of Novartis AG, from 2011 until her retirement in 2012. Prior to this role, she served as President and Chief Executive Officer of CibaVision Corporation, a subsidiary of Novartis, from 2008 to 2011. From 2005 to 2007, she relocated to Switzerland and served as President of Europe, Middle East, and Africa operations, CibaVision's largest regional business unit. She initially joined CibaVision in 2002 as Global Head of Marketing and was promoted to President of the Global Lens Business the following year. Prior to Novartis, Ms. Saia was the Chief Marketing Officer for GCG Partners Inc. Ms. Saia also held senior management and marketing positions with global consumer products companies such as Procter & Gamble Co., Unilever, and Revlon, Inc.. Ms. Saia earned an M.B.A. from J.L. Kellogg Graduate School of Business and a B.S. in Business Administration from Miami University. Ms. Saia also serves on the board of directors of Coca-Cola Enterprises, Inc., the marketer, producer and distributor of Coca-Cola products in European markets.

*Ms. Saia brings to the Board extensive global business experience, a broad understanding of the healthcare, medical device and consumer products industries, strong management skills and operational expertise through her positions at Novartis. In those positions, she dealt with a wide range of issues as they rebuilt and strengthened the innovation and operating functions, and delivered industry leading sales and profit growth. The Board believes that her extensive knowledge of healthcare, medical device and consumer products industries provides her with insights that are particularly helpful and valuable to our board. In addition, Ms. Saia also serves on the board of directors of another publicly traded company, which gives her insight and perspective into current best practices at the board level and enables her to be an effective contributing member of our Board and our Audit Committee.*

**Greg J. Santora**  
**Age: 63**  
**Director since 2003**  
**Board committees:**  
**Audit (Chair) and Compensation**

Mr. Santora has served as a director of Align since July 2003. Mr. Santora served as Chief Financial Officer at Shopping.com, a provider of internet-based comparison shopping resources, from December 2003 until September 2005. From 1997 through 2002, he served as Senior Vice President and Chief Financial Officer for Intuit, Inc., a provider of small business and personal finance software. Prior to Intuit, Mr. Santora spent nearly 13 years at Apple Computer in various senior financial positions including Senior Finance Director of Apple Americas and Senior Director of Internal Consulting and Audit. Mr. Santora, who began his accounting career with Arthur Andersen L.L.P., has been a CPA since 1974. He serves on the board of directors of RetailMeNot, Inc., a digital coupon site, since May 2013. In addition, he served on the board of directors of Taleo Corporation, a provider of on-demand talent management solutions until its acquisition by Oracle Corporation in April 2012. Mr. Santora holds a B.S. in Accounting from the University of Illinois and an M.B.A. from San Jose State University.

*Mr. Santora is an experienced financial leader with over 35 years of finance and accounting experience gained through his education and work at a major accounting firm and his later positions as Chief Financial Officer of Intuit and Shopping.com. The compliance, financial reporting and audit expertise Mr. Santora gained in his senior finance and operations roles, including as chief financial officer, has proven valuable in addressing issues that have arisen at Align during Mr. Santora's tenure as Audit Committee chairman. Mr. Santora service on the board of directors and audit committee of another publicly traded company, gives him insight and perspective into current best practices with respect to finance organizations and the audit committee function.*

**Warren S. Thaler**  
**Age: 52**  
**Director since 2004**  
**Board committees:**  
**Audit, Nominating and Governance, and Technology**

Mr. Thaler has served as a director of Align since June 2004. Since 2001, Mr. Thaler has been President of Gund Investment Corporation, an investment firm owned by Gordon Gund with holdings in real estate as well as public and private equity securities. Since 1990, Mr. Thaler has served on the board of directors of several privately held companies owned by the Gund family. From 1990 to 2005, Mr. Thaler was on the board of directors of the Cleveland Cavaliers and Gund Arena Company and from 2001 to 2005 represented the Cleveland Cavaliers as its Alternate Governor at meetings of the National Basketball Association's Board of Governors. Mr. Thaler received his B.A. from Princeton University and his M.B.A. from Harvard University.

*Mr. Thaler's demonstrated executive level management skills make him an important advisor to our Board. His success in building businesses as well as his finance and investment experience gained at Gund and through his education makes Mr. Thaler well suited for our Audit Committee. Mr. Thaler's business background makes him a valuable component of a well rounded Board and a key member of the Board's audit, nominating and governance, and technology committees.*

There are no family relationships between any director or any of Align's executive officers.

## CORPORATE GOVERNANCE

### Corporate Governance Policies and Practices

We are committed to implementing and following high standards of corporate governance, which we believe are important to the success of our business, creating stockholder value and maintaining our integrity in the marketplace. Align has instituted a variety of policies and practices to foster and maintain responsible corporate governance, including the following:

*Declassified Board.* We have a declassified Board and our bylaws provide for one-year terms for our directors. All of our directors will stand for election to one-year terms at this Annual Meeting.

*Majority Voting for Election of Directors.* The Board of Directors has adopted majority voting for uncontested elections of directors.

*Corporate Governance Guidelines.*—Our Board has set out its corporate governance practices in the *Corporate Governance Guidelines of Align Technology, Inc.*, a copy of which is available on the Investor Relations section of our website located at <http://investor.aligntech.com>. Selected provisions of the guidelines are detailed below.

*Code of Ethics.*—Our Board has adopted a *Code of Business Conduct and Ethics* that is applicable to all directors, officers and employees of Align, including Align’s principal executive officer, principal financial officer and controller. This Code is intended to deter wrongdoing and promote ethical conduct among our directors, executive officers and employees. The *Code of Business Conduct and Ethics* is available on the Investor Relations section of our website located at [investor.aligntech.com](http://investor.aligntech.com). Stockholders may request in writing free printed copies of our Code of Business Conduct and Ethics from Align Technology, Inc., 2560 Orchard Parkway, San Jose, California 95131, Attn: Investor Relations or by sending an email to [investorinfo@aligntech.com](mailto:investorinfo@aligntech.com). We will post on our website at <http://investor.aligntech.com> any amendments to our Code of Business Conduct and Ethics, as well as any waivers to our Code of Business Conduct and Ethics that are required to be disclosed by the rules of the SEC or the NASDAQ Stock Market LLC.

*Stock Ownership Guidelines.* Our Board has adopted stock ownership guidelines.

- *Director Stock Ownership Guidelines.* The guidelines provide that each director should own shares of Align’s common stock equal in market value to five times the cash portion of the Board’s annual retainer. The guideline for the Chairman of the Board is equal to the amount calculated for each of the other non-executive members of the Board. By way of example, assuming the cash portion of the Board’s annual retainer is \$40,000, the target ownership level for a director, including the Chairman, would be \$200,000. Directors are expected to attain the minimum level of target ownership within a period of five years from the effective date of the policy. Any new director will be expected to attain the minimum level of target ownership within a period of five years from the date he or she is first elected to the Board. Currently, all directors are in compliance with this policy.
- *Executive Officer Stock Ownership Guidelines.* The target ownership guideline set for each executive is based on that person’s relative level of seniority and responsibility. For our CEO, the ratio is 5.0 times his annual base salary. For each executive officer other than our CEO, the ratio is 1.0 times his or her annual base salary. Once established, an executive officer’s target ownership guideline does not re-adjust automatically as a result of changes in his or her base salary or changes in the price of the company’s stock. Executive officers are required to achieve the guideline within five years of becoming an executive officer, or, in the case of persons who were executive officers at the time the guidelines were adopted, within five years of the date of adoption of the guidelines. Currently, each executive officer is in compliance with the stock ownership guidelines.

For purposes of this policy, “ownership” includes:

- shares of Align common stock held directly by the director or officer or in trust for the benefit of the director or officer or his or her family member living in the same household,
- 50% of the gain on vested in-the-money stock options, and
- shares of underlying Align restricted stock units held directly by a director or officer, whether or not yet vested.

The term “ownership” does not include unvested options to purchase common stock or shares underlying unvested market stock units.

*Role of Board.* The Board has responsibility for reviewing our overall performance rather than day-to-day operations. The Board’s primary responsibility is to oversee the management of Align and, in so doing, serve the best interests of Align and its stockholders. The Board selects, evaluates and provides for the succession of executive officers and, subject to oversight by the Nominating and Governance Committee, the Board nominates for election at annual stockholder meetings individuals to serve as

directors of Align and elects individuals to fill any vacancies on the Board. It reviews corporate objectives and strategies, and evaluates and approves significant policies and proposed major commitments of corporate resources. It participates in decisions that have a potential major economic impact on Align. Management keeps the directors informed of Company activity through regular written reports and presentations at Board and Committee meetings.

*Board Leadership Structure; Executive Sessions.* We currently separate the roles of chief executive officer (CEO) and Chairman of the Board in recognition of the differences between the two roles. The CEO is responsible for setting our strategic direction and the day-to-day leadership and performance of the Company, while the Chairman of the Board provides guidance to the CEO and, in consultation with the CEO and other members of our Board, sets the agenda for Board meetings and presides over meetings of the full Board. We believe that this separation of duties allows the CEO and Chairman to most efficiently use their time and to most effectively fulfill their respective responsibilities, which are critical to the future success of the Company. While our bylaws and corporate governance guidelines do not require that our Chairman and CEO positions be separate, the Board believes that having separate positions and having an independent outside director serve as chairman is the appropriate leadership structure for Align at this time. Our Corporate Governance Guidelines provide that the independent directors of the Board will meet in executive session at least twice a year. The independent directors met in such sessions eight times in 2014.

*Meetings of the Board.* For the period of his or her Board service in 2014, each director attended at least 75 percent of the aggregate of the total number of meetings of the Board and the committees on which he or she serves.

*Committees.* During the year, the Board maintained an Audit Committee, a Compensation Committee, a Nominating and Governance Committee and a Technology Committee. Each committee has adopted a written charter that establishes practices and procedures for such committee in accordance with applicable corporate governance rules and regulations. These charters are available on the Investor Relations section of our website located at [investor.aligntech.com](#).

<b>Audit Committee</b>	
<b>2014 Meetings: 11</b>	Oversees and monitors our accounting and financial reporting processes, our financial statement audits, the qualifications, independence and performance of our independent auditors and our internal accounting and financial controls.
<b>Members:</b>	Pre-approves audit and non-audit services.
Greg J. Santora (Chair)	Provides oversight and monitors our Internal Audit Department.
Andrea L. Saia	Reviews, approves and monitors our Code of Business Conduct and Ethics.
Warren S. Thaler	Oversees and reviews our risk management policies.
	Establishes procedures for receiving, retaining and treating complaints regarding accounting, internal accounting controls or auditing matters.
	None of the Audit Committee members are employees of Align, and our Board has determined that each member is independent within the meaning of the NASDAQ listing standards and the rules and regulations of the SEC.
	Our Board has determined that Mr. Santora is qualified as an “audit committee financial expert” within the meaning of the rules of the SEC and has confirmed that the other members of the Audit Committee are able to read and understand financial statements.

<b>Compensation Committee</b>	
<b>2014 Meetings: 8</b>	Ensures that the Company’s compensation programs successfully align the interest of employees, including executive officers, with those of the Company’s stockholders.
<b>Members:</b>	Reviews and administers all compensation arrangements for executive officers, and reviews general compensation goals and guidelines for Align’s employees and the criteria for which bonuses are to be determined.
George Morrow (Chair) Dr. David C. Nagel	Retains, oversees, and assesses the independence of compensation consultants and advisors.
Greg Santora	Assists the Board in fulfilling its oversight responsibilities with respect to the management of risks arising from our compensation policies and programs.
	May form and delegate authority to subcommittees when appropriate, although no such delegation is currently in effect.
	None of the Compensation Committee members are employees of Align, and our Board has determined that each member is independent within the meaning of the NASDAQ listing standards.

**Nominating and Governance Committee****2014 Meetings: 2** Identifies, evaluates and recommends nominees to the Board.**Members:** Evaluates the composition, organization and governance of the Board and its committees.Joseph Lacob(Chair)  
C. Raymond Larkin Jr. Develops and recommends corporate governance principles applicable to Align  
Warren S. Thaler**Technology Committee****2014 Meetings: 1** Reviews Align's technology and development activities.**Members:** Oversees and advises the Board on matters of innovation and technology.Dr. David C. Nagel (Chair)  
Joseph Lacob  
Warren Thaler

*Process for Identifying and Evaluating Nominees and Relevant Criteria.* The Nominating and Governance Committee considers candidates for board membership suggested by Board members, management and stockholders of Align. The Nominating and Governance Committee has also retained from time to time a third-party executive search firm to identify independent director candidates. In considering candidates for director nominee, the Nominating and Governance Committee generally assembles all information regarding a candidate's background and qualifications. While Align does not have a formal diversity policy for board membership, the Board seeks directors who represent a mix of backgrounds and experiences that will enhance the quality of the Board's deliberations and decisions. The Nominating and Governance Committee considers, among other factors, diversity with respect to perspectives, backgrounds, skills, experience, and community involvement in its evaluation of candidates for Board membership. Such diversity considerations are discussed by the Nominating and Governance Committee in connection with the general qualifications of each potential nominee. The Nominating and Governance Committee, in its discretion, may designate one or more of its members to interview any candidate. In addition, the Nominating and Governance Committee may seek input from Align's management or the Board, who may interview any candidate. The Nominating and Governance Committee recommends director nominees to the Board based on its assessment of overall suitability to serve on the Board in accordance with Align's policy regarding nominations and qualifications of directors.

The Nominating and Governance Committee has specified the following minimum qualifications that it believes must be met by a nominee for apposition on the Board:

- the highest personal and professional ethics and integrity;
- proven achievement and competence in the nominee's field and the ability to exercise sound business judgment;
- skills and experience that are complementary to those of the existing Board;
- the ability to assist and support management and make significant contributions to Align's success; and
- an understanding of the fiduciary responsibilities that is required of a member of the Board and the commitment of time and energy necessary to diligently carry out those responsibilities.

*Stockholder Recommendation of Nominees.* Under our Corporate Governance Guidelines, the Nominating and Governance Committee is required to consider recommendations for candidates to the Board from stockholders holding at least 1% of the total outstanding shares of Align common stock (stockholders must have held such common stock continuously for at least 12 months prior to the date of the submission of the recommendation). The Nominating and Governance Committee will consider persons recommended by Align's stockholders in the same manner as a nominee recommended by the Board, individual board members or management.

A stockholder may also nominate a person directly for election to the Board at an annual meeting of our stockholders provided their proposal meets the requirements set forth in our bylaws and the rules and regulations of the SEC related to stockholder proposals. The process for properly submitting a stockholder proposal, including a proposal to nominate a person for election to the Board at an annual meeting, is described above in the answer to the question "Is there any information that I should know regarding future annual meetings?"

*Annual meeting attendance.* Align encourages, but does not require, Board members to attend the annual stockholder meeting. Last year, one director attended our annual meeting of stockholders.

*The Board's Role in Risk Oversight.* Management is responsible for the day-to-day management of risks the Company faces, while the Board, as whole and through its committees, has responsibility for the oversight of risk management. In its risk management role, the Board has the responsibility to satisfy itself that the risk management processes implemented by management are adequate and functioning as designed. As a critical part of this risk management oversight role, the Board encourages management to promote a culture that actively manages risks as part of Align's corporate strategy and day-to-day business operations. Furthermore, our Board encourages full and open communication between management and the Board. Our Chairman meets regularly with our CEO and other senior members of management to discuss strategy and risks facing the Company. Senior management attends the quarterly Board meetings and is available to address any questions or concerns raised by the Board on risk management-related and other matters. The Board regularly receives presentations from senior management on strategic matters involving our operations to enable it to understand our risk identification, risk management and risk mitigation strategies. The Board also holds strategic planning sessions with senior management to discuss strategies, key challenges, and risks and opportunities for the Company.

Our Board does not have a standing risk management committee, but rather administers this oversight function directly through our Board as a whole, as well as through various standing committees of our Board that address risks inherent in their respective areas of oversight. In particular, the Audit Committee assists the Board in fulfilling its oversight responsibilities with respect to risk management in areas of financial risk, internal controls, and compliance with legal and regulatory requirements. The Compensation Committee assists the Board in fulfilling its oversight responsibilities with respect to the management of risks arising from our compensation policies and programs. The Nominating and Governance Committee assists the Board in fulfilling its oversight responsibilities with respect to the management of risks associated with Board organization, membership, and structure. When a committee receives a report, the chairman of the committee discusses it with the full Board during the committee reports portion of the next Board meeting. This enables the Board to coordinate the risk oversight role.

*The Compensation Committee's Role in Risk Oversight.* In fulfilling its role in assisting the Board in its risk oversight responsibilities, the Compensation Committee believes that the various elements of our compensation program mitigates against and does not encourage excessive risk taking and instead encourages behaviors that support sustainable value creation. The Compensation Committee annually assesses our compensation programs and has concluded that our compensation policies and practices do not create risks that are reasonably likely to have a material adverse effect on the Company. To arrive at this conclusion, the Committee assessed our executive and broad-based compensation programs and determined that the following design features of our compensation programs did not create undesired or unintentional risk of a material nature and guarded against excessive risk-taking:

- our compensation program is designed to provide a balanced mix of cash and equity, annual, and longer-term incentives in order to encourage strategies and actions that are in Align's long-term best interests;
- base salaries are consistent with an employee's responsibilities so that they are not motivated to take excessive risks to achieve a reasonable level of financial security;
- we establish performance goals under our annual cash incentive plan that we believe (A) are reasonable in light of past performance and market conditions, and (B) encourage success without encouraging excessive risk taking to achieve short-term results, and, therefore, do not encourage unnecessary or excessive risk-taking;
- the performance goals that determine payouts under our annual cash incentive plans are company-wide in order to encourage decision-making that is in the best long-term interests of Align and our stockholders as a whole;
- the performance goals under our annual cash incentive plan include the achievement of non-financial, key strategic objectives that put an emphasis on the achievement of results intended to build value over the longer-term;
- under our annual cash incentive plans, achievement of performance goals at levels below full target reduces only the payout related to that goal, not the other goals, and therefore does not result in an "all-or-nothing" approach;
- each performance goal under our annual cash incentive plan has a maximum cap on achievement;
- the Compensation Committee has discretion over annual cash incentive program payouts;
- for our executive officers, we use a portfolio of equity based incentives that incent performance over a variety of time periods with respect to several balanced goals:
  - Restricted Stock Units ("RSUs") retain value even in a depressed market making it less likely that employees take unreasonable risks to get, or keep, equity grant "in the money"; and
  - performance-based market stock units ("MSUs") measure relative stockholder return over a three-year performance cycle; and
- executive officers are subject to share ownership guidelines.

#### **Director Independence**

In accordance with the NASDAQ listing standards, the Board undertook its annual review of the independence of its directors and considered whether any director had a material relationship with Align or its management that could compromise his or her ability to exercise independent judgment in carrying out his or her responsibilities. As a result of this review, the Board affirmatively

determined that Joseph Lacob, C. Raymond Larkin Jr., George J. Morrow, Dr. David C. Nagel, Andrea L. Saia, Greg J. Santora and Warren S. Thaler are “independent directors.” Since Mr. Prescott is employed by Align, he does not qualify as independent.

#### Stockholder Communications with Board

Stockholders may communicate directly with the non-management directors of Align by sending an email to [Board@aligntech.com](mailto:Board@aligntech.com). Our General Counsel monitors these communications and ensures that appropriate summaries of all received messages are provided to the Board at its regularly scheduled meetings. In addition, the Chairman of the Nominating and Governance Committee has access to this email address and may monitor communications at his option. Where the nature of a communication warrants, our General Counsel may decide to obtain the more immediate attention of the appropriate committee of the Board or a non-management director, or Align’s management or independent advisors. After reviewing stockholder messages, our Board will determine whether any response is necessary or warranted.

#### Director Compensation

##### *Cash Compensation*

##### Cash Compensation first half of 2014

For the first half of 2014, our cash compensation arrangements for non-employee directors was as follows:

Description	Fee
Annual retainer for Chairman of the Board <sup>(1)</sup>	\$ 210,000
Monthly retainer for membership on the Board (excluding the Chairman of the Board)	\$ 3,000
Additional monthly retainer for Chair of Audit and Compensation Committees	\$ 1,500
Additional monthly retainer for Chair of Technology Committee	\$ 833
Additional monthly retainer for Chair of Nominating and Governance Committee	\$ 500
Each face to face meeting of the Board	\$ 1,500
Each telephonic meeting of the Board	\$ 750
Each face to face Committee meeting	\$ 1,000
Each telephonic Committee meeting	\$ 500

<sup>(1)</sup> The Chairman of the Board does not receive any compensation for Board or committee attendance other than the annual retainer.

##### Revised Cash Compensation Commencing July 2014

In early 2014, the Compensation Committee requested an updated analysis of our non-employee director compensation policy from Compensia, Inc., the Committee’s independent compensation advisor. Compensia undertook a detailed review of recent board compensation trends, including the form and amount of cash compensation and equity grants, chairperson retainers and stock ownership guidelines. Compensia also analyzed the Board’s compensation against our compensation peer group. The analysis showed that the Board compensation practices were generally aligned with market norms and emerging best practices other than the provision of per meeting fees. After reviewing the data and analysis prepared by Compensia, the Compensation Committee approved, and the Board subsequently ratified, a revised non-employee director compensation policy. The revised policy, which became effective on July 1, 2014, eliminated per meeting fees which were replaced with the following:

Description	Current Fee
Annual Retainer for Board Membership (other than Chairman)	\$ 50,000
Additional Annual Retainer for Chair of Compensation Committee and Audit Committee	\$ 13,500
Additional Annual Retainer for Chair of Nominating and Governance Committee and Technology Committee	\$ 5,000
Annual Retainer for Chairman of the Board	\$ 210,000

No changes were made to our equity compensation practices which are described below.

*Equity Compensation.* In 2014, we granted to our Chairman and each continuing non-employee director, on the date of our annual meeting of stockholders, RSUs with a market value of approximately \$350,000 and \$250,000, respectively. On May 15, 2014, each non-employee director was granted 5,500 RSUs. Mr. Larkin was granted an additional 2,500 RSUs for his service as Chairman of the Board. These RSUs vest 100% upon the earlier of (i) the one year anniversary of the grant date and (ii) the date of the next annual meeting of stockholders following the grant date. Assuming the continued service of the non-employee director,

each of these equity awards will vest 100% on May 13, 2015. As part of our review of director compensation described above, in July 2014, we determined to increase the market value of our 2015 annual RSU awards to each non-employee director (other than the Chairman) from approximately \$250,000 to approximately \$275,000. The approximate market value for the 2015 annual RSU grant awarded to our Chairman will remain at \$350,000.

*Total Compensation.* The table below summarizes the compensation paid by to our non-employee directors for the year ended December 31, 2014. Mr. Thomas M. Prescott, our President and Chief Executive Officer, is not included in this table because he is an employee of Align and, as such, receives no compensation for his service on the Board. The compensation received by Mr. Prescott is shown in the Summary Compensation Table on page 36.

Name	Fees earned or paid in cash (\$)	Stock awards \$(1)	Total (\$)
Joseph Lacob	58,750	273,295	332,045
C. Raymond Larkin Jr. (2)	210,000	397,520	607,520
George Morrow	76,500	273,295	349,795
Dr. David Nagel	69,998	273,295	343,293
Andrea L. Saia	60,000	273,295	333,295
Greg Santora	88,250	273,295	361,545
Warren Thaler	66,500	273,295	339,795

(1) The amounts shown in this column reflect the aggregate grant date fair value computed in accordance with FASB ASC Topic 718 of awards of RSUs. There can be no assurance that the grant date fair value amounts will ever be realized. The RSUs are time based awards and are not subject to performance or market conditions.

(2) Mr. Larkin is the Chairman of the Board. The Chairman of the Board does not receive any compensation for Board or committee attendance other than the annual retainer.

The aggregate number of stock awards outstanding at December 31, 2014 for each non-employee director is as follows:

Name	Option Awards	Stock Awards
Mr. Lacob	40,000	5,500
Mr. Larkin	75,000	8,000
Mr. Morrow	50,000	5,500
Dr. Nagel	60,000	5,500
Ms. Saia	—	12,633
Mr. Santora	20,000	5,500
Mr. Thaler	20,000	5,500



**PROPOSAL TWO**

**RATIFICATION OF APPOINTMENT OF INDEPENDENT REGISTERED PUBLIC ACCOUNTANTS**

The Audit Committee of our Board has selected PricewaterhouseCoopers LLP, independent registered public accountants (“PwC”), to audit the financial statements of Align for the year ending December 31, 2015. In making its recommendation to appoint PwC as Align’s independent registered public accountants, the Audit Committee has considered whether the provision of the non-audit services rendered by PwC is compatible with maintaining the firm’s independence.

Representatives of PwC are expected to be present at the Annual Meeting with the opportunity to make a statement if they desire to do so and are expected to be available to respond to appropriate questions.

Although stockholder ratification of the selection of PwC as our independent registered public accountants is not required by our Bylaws or any other applicable law, the Audit Committee is submitting the selection of PwC to the stockholders for ratification as a matter of good corporate practice. If the stockholders fail to ratify the selection, the Audit Committee and the Board will reconsider whether or not to retain that firm. Even if the selection is ratified, our Audit Committee, at its discretion, may direct the appointment of a different firm to act as our independent registered public accountants at any time during the year if it determines that such a change would be in our best interests and in the best interests of our stockholders.

Ratification of the selection of PwC requires that the holders of a majority of the shares present in person or represented by proxy and entitled to vote at the Annual Meeting vote “For” this Proposal 2. An “Abstention” vote will have the same effect as an “Against” in this Proposal 2. Discretionary votes by brokers, banks and related agents on this routine proposal will be counted towards the quorum requirement and will affect the outcome of the vote.

**OUR BOARD RECOMMENDS THAT YOU VOTE “FOR” THE RATIFICATION OF THE SELECTION OF PRICEWATERHOUSECOOPERS LLP AS ALIGN’S INDEPENDENT REGISTERED PUBLIC ACCOUNTANTS FOR THE YEAR ENDING DECEMBER 31, 2015**

**Fees to PricewaterhouseCoopers LLP for 2014 and 2013**

The following table presents fees for professional services rendered by PwC for the audit of Align's annual financial statements for 2014 and 2013 and fees billed for audit-related services and tax services rendered by PwC for fiscal 2014 and 2013:

	2014	2013
Audit fees <sup>(1)</sup>	\$ 2,298,528	\$ 1,995,206
Audit-related fees <sup>(2)</sup>	147,443	359,000
Tax fees <sup>(3)</sup>	778,159	945,201
All other fees <sup>(4)</sup>	6,150	9,073
<b>Total fees:</b>	<b>\$ 3,230,280</b>	<b>\$ 3,308,480</b>

<sup>(1)</sup> *Audit fees* — These are fees for professional services performed by PwC for the annual audit of Align's financial statements and review of financial statements included in Align's quarterly filings, and services that are normally provided in connection with statutory and regulatory filings or engagements, and attest services, except those not required by statute or regulation.

<sup>(2)</sup> *Audit-related fees* — These are fees for technical advisory consultations performed by PwC that are reasonably related to the performance of the audit or review of Align's financial statements and are not reported under "Audit fees", including fees for due diligence services.

<sup>(3)</sup> *Tax fees* — These are fees for professional services performed by PwC with respect to tax compliance, tax advice and tax planning.

<sup>(4)</sup> *All other fees* — These consist of all other fees billed to us for professional services performed by PwC and not reported under "Audit fees," "Audit-related fees" and "Tax fees."

**Audit Committee's Policy of Pre-Approval of Audit and Permissible Non-Audit Services**

The Audit Committee's policy is to pre-approve all audit and permissible non-audit services provided by the independent registered public accountants subject to limited discretionary authority granted to our Chief Financial Officer. These services may include audit services, audit-related services, tax services and other services. Pre-approval is detailed as to the particular service or category of services and is generally subject to a specific budget. The independent registered public accountants and management are required to periodically report to the Audit Committee regarding the extent of services provided by the independent registered public accountants in accordance with this pre-approval and the fees for the services performed to date. All PwC services in 2014 and 2013 were pre-approved by the Audit Committee.

## REPORT OF THE AUDIT COMMITTEE OF THE BOARD

The following is the report of the Audit Committee of the Board of Directors with respect to Align's audited financial statements for the year ended December 31, 2014, which include the consolidated balance sheets of Align as of December 31, 2014 and 2013, and the related consolidated statements of operations, stockholders' equity and cash flows for each of the three years ended December 31, 2014, and the notes thereto.

In accordance with the written charter adopted by the Board of Directors of Align, the purpose of the Audit Committee is to assist the Board of Directors in its oversight and monitoring of:

- the integrity of Align's financial statements;
- Align's compliance with legal and regulatory requirements;
- the independent registered public accountant's qualifications, independence and performance;
- adequacy of Align's internal accounting and financial controls; and
- Align's internal audit department.

The full text of the Audit Committee's charter is available on the Investor Relations section of Align's website ([www.aligntech.com](http://www.aligntech.com)). The Audit Committee regularly reviews its charter to ensure that it is meeting all relevant audit committee policy requirements of the SEC and the NASDAQ listing standards.

In carrying out its responsibilities, the Audit Committee, among other things, is responsible for:

- providing guidance with respect to Align's relationship with the independent auditors, including having responsibility for their appointment, compensation and retention;
- reviewing the results and audit scope;
- approving audit and non-audit services;
- reviewing and discussing with management the quarterly and annual financial reports;
- overseeing and reviewing Align's risk management policies; and
- overseeing management's implementation and maintenance of effective systems of internal controls.

The Audit Committee discussed with the independent accountants the matters required to be discussed by Statement on Auditing Standards No. 61 as amended (AICPA, Professional Standards, Vol. 1, AU section 380), as adopted by the Public Company Accounting Oversight Board in Rule 3200T.

Before selecting PricewaterhouseCoopers LLP as Align's independent auditors, the Audit Committee carefully considered PricewaterhouseCoopers LLP's qualifications as independent accountants. This included a review of the qualifications of the engagement team, the quality control procedures the firm has established, as well as its reputation for integrity and competence in the fields of accounting and auditing. The Audit Committee's review also included matters to be considered under the SEC's rules regarding auditor independence, including the nature and extent of non-audit services, to ensure that the accountants' independence will not be impaired. In addition, the Audit Committee has received the written disclosures and the letter required from the independent accountants required by the Public Company Accounting Oversight Board regarding the independent accountant's communications with the audit committee concerning independence. The Audit Committee of our Board of Directors has determined that the provision of services by PricewaterhouseCoopers LLP of non-audit related services is compatible with maintaining the independence of PricewaterhouseCoopers LLP as our independent accountants.

Based upon the Audit Committee's discussion with management and the independent accountants and the Audit Committee's review of the representations of management and the report of the independent accountants to the Audit Committee, the Audit Committee recommended that the Board of Directors include Align's audited consolidated financial statements in Align's Annual Report on Form 10-K for the year ended December 31, 2014 for filing with the SEC.

Respectfully submitted by:

AUDIT COMMITTEE  
Greg J. Santora, Chair  
Andrea L. Saia  
Warren S. Thaler

### PROPOSAL THREE

#### ADVISORY VOTE TO APPROVE THE COMPENSATION OF OUR NAMED EXECUTIVE OFFICERS

The Board believes that an annual advisory vote to approve the compensation of our named executive officers allows our stockholders to provide us with their direct input on our compensation philosophy, policies and practices as disclosed in the proxy statement every year, and is consistent with our policy of seeking input from, and engaging in discussions with, our stockholders on these matters. Accordingly, this year, we are again requesting you approve, on an advisory basis, the compensation of our named executive officers disclosed in "Compensation Discussion and Analysis," the Summary Compensation table and the related compensation tables, notes, and narrative in this proxy statement.

As we discuss below under the caption "*Executive Officer and Director Compensation—Compensation Discussion and Analysis*," our executive compensation program is designed to link the actions of our executive officers to business outcomes that drive value for our stockholders. We believe that the most effective way to achieve this goal is to compensate our executive officers for the achievement of specific annual financial goals, certain annual and longer-term key strategic objectives, and the realization of increased stockholder value. We believe the compensation program for our executive officers has been highly effective in achieving these objectives. In 2014, we launched strategically important new products and product developments, including the 2015 release of Invisalign G6, iTero 5.2 software upgrades and feature enhancements, that among other things reduce total Invisalign scan time, as well as the release of ClinCheck Pro treatment software, the next generation Invisalign treatment software tool. Align, on a year-over-year basis, grew revenues 15.4%, diluted non-GAAP earnings per share 15% and delivered non-GAAP operating margins of 25.4%, despite continuing to invest in our future and returning \$98.2 million to stockholders during 2014 through stock repurchases. We encourage you to carefully review the "*Compensation Discussion and Analysis*" beginning on page 23 of this proxy statement and the compensation tables that follow for additional details on Align's executive compensation, including Align's compensation philosophy and objectives, as well as the processes our Compensation Committee used to determine the structure and amounts of the compensation of our named executive officers in fiscal 2014.

The following highlights key aspects of executive compensation with respect to our named executive officers in fiscal 2014:

- Approximately 85% — 90% of their target total direct compensation opportunity is variable and tied to achievement of internal performance targets or Align's stock price performance;
- Since Align's achievement of internal performance targets was below target in 2014 compared to at or slightly above target in 2013, each named executive officer received less cash incentive award compensation compared to fiscal 2013;
- Granted long-term equity awards, including performance-based market stock units, which are earned based on a comparison of Align's stock price performance to the NASDAQ Composite index over a three-year performance period;
- Executive officers are not entitled to any tax gross-up treatment on any severance or change-of-control benefits;
- Align's compensation programs are reviewed regularly by the Compensation Committee, which has determined the Company's compensation programs do not create inappropriate or excessive risk that is likely to have a material adverse effect on the Company; and
- Align continued to demonstrate its prudent use of equity while balancing stockholder concerns with the motivation of our executive officers to achieve the Company's business goals and create long-term stockholder value. In 2014, Align's overall equity award adjusted burn rate (which counts each RSU and earned MSU award as 2.0 shares) was 3.01%.

We are asking you to indicate your support for the compensation of our named executive officers as described in this proxy statement. This vote is not intended to address any specific item of compensation, but rather the overall compensation of our named executive officers and the philosophy, policies and practices described in this proxy statement. Accordingly, we are asking you to vote, on an advisory basis, "For" the following resolution at the Annual Meeting:

"RESOLVED, that the compensation paid to Align Technology, Inc.'s named executive officers, as disclosed pursuant to the SEC's compensation disclosure rules, including the Compensation Discussion and Analysis, compensation tables and narrative discussion set forth on pages 23 to 34 of this Proxy Statement, is hereby approved."

This is an advisory vote, which means that this proposal is not binding on us; however, our Board and Compensation Committee values the opinions expressed by our stockholders and will carefully consider the outcome of the vote when making future compensation decisions for our executive officers. You may vote for, against or abstain from voting on this matter.

**OUR BOARD RECOMMENDS THAT YOU VOTE "FOR" THE APPROVAL OF THE COMPENSATION OF OUR NAMED EXECUTIVE OFFICERS AS DISCLOSED IN THIS PROXY STATEMENT.**

## EQUITY COMPENSATION PLAN INFORMATION

The following table provides information as of December 31, 2014 about our common stock that may be issued upon the exercise of options and rights granted to employees, consultants or members of our Board of Directors under all existing equity compensation plans, including the 1997 Equity Incentive Plan, the Employee Stock Purchase Plan, the 2001 Stock Incentive Plan and the 2005 Incentive Plan, each as amended, and certain individual arrangements.

Plan Category	Number of securities to be issued upon exercise of outstanding options, RSUs and MSUs <sup>(1)</sup>	Weighted average exercise price of outstanding options <sup>(2)</sup>	Number of securities remaining available for future issuance under equity compensation plans (excluding securities reflected in column <sup>(1)</sup> <sup>(2)</sup> <sup>(3)</sup> )
Equity compensation plans approved by security holders	3,288,512	\$15.43	8,688,957
Equity compensation plans not approved by security holders	—	—	—
<b>Total</b>	<b>3,288,512</b>	<b>\$15.43</b>	<b>8,688,957</b>

<sup>(1)</sup> Includes 2,123,351 restricted stock units, including 497,500 market-performance based restricted stock units at target, which have an exercise price of zero.

<sup>(2)</sup> Includes 1,363,827 shares available for issuance under our ESPP. We are unable to ascertain with specificity the number of securities to be issued upon exercise of outstanding rights or the weighted average exercise price of outstanding rights under the ESPP.

<sup>(3)</sup> Our 2005 Incentive Plan, as amended, provides for the granting of incentive stock options, non-statutory stock options, restricted stock units, market stock units, stock appreciation rights, performance units and performance shares to employees, non-employee directors, and consultants. Shares granted on or after May 16, 2013 as an award of restricted stock, restricted stock unit, market stock units, performance share or performance unit ("full value awards") are counted against the authorized share reserve as one and nine-tenths (1 9/10) shares for every one (1) share subject to the award, and any shares canceled that were counted as one and nine-tenths against the plan reserve will be returned at the same ratio. Full value awards granted prior to May 16, 2013 were counted against the authorized share reserve as one and one half (1 1/2) share for every one (1) share subject to the award, and any shares canceled that were counted as one and one half against the plan reserve will be returned at this same ratio. As of December 31, 2014, we have a total of 23,283,379 shares authorized and reserved, of which 7,325,130 shares are available for issuance which excludes 418,187 of potentially issuable MSUs if performance targets are achieved at maximum payout.

## EXECUTIVE COMPENSATION

### Compensation Discussion and Analysis

This section explains how we compensate our named executive officers (NEOs). Our NEOs for fiscal 2014 are:

- Thomas M. Prescott, our President and Chief Executive Officer
- David L. White, our Chief Financial Officer
- Emory M. Wright, our Vice President, Operations
- Raphael S. Pascaud, our Vice President, International
- Roger E. George, our Vice President, Corporate and Legal Affairs and General Counsel

#### Executive Summary

##### 2014 Business Highlights

In 2014, we delivered:

- Net revenue growth of 15.4%, with net revenues of \$761.7 million in 2014 compared to \$660.2 million in 2013;
- 478.0 thousand Invisalign cases shipped, up 13.2% from 422.4 cases in 2013, with 28.6% year-over-year volume growth from our International doctors; and
- Operating margins of 25.4% of our net revenues.

We also repurchased a total of 1.9 million shares under a share repurchase program, returning approximately \$98.2 million of cash to stockholders, approximately 1.2% of our diluted shares outstanding, which approximated our 2014 annual net burn rate of 1.28%.

Our executive officers continued to demonstrate solid execution of Align's key strategic growth drivers: Market Expansion, Product Innovation and Brand Strength. In 2014:

- we further expanded our directly covered country markets in Europe by converting 23 countries previously managed by our Europe, Middle East and Africa ("EMEA") distributor back into direct sales geographies;
- we announced multiple innovations designed to improve clinical applicability and predictability of treatment outcome, including:
  - the launch of Invisalign G5 for Deep Bite;
  - the launch of ClinCheck Pro software, designed to give doctors more precise control over the final tooth position to better achieve their treatment goals; and
  - the announcement of the 2015 launch of Invisalign G6 for treatment of severe crowding and bimaxillary protrusion.
- we grew our Invisalign teenage segment 16.1% year over year demonstrating our continued progress and share gain among teenage patients.
- we grew international Invisalign case shipments 28.6% year over year driven by increased adoption in Europe and Asia Pacific.

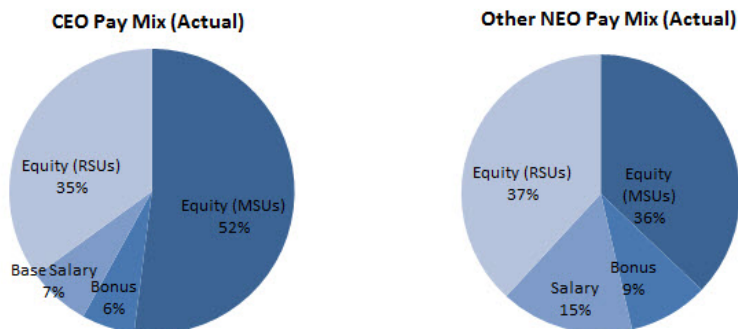
We believe the compensation program for our executive officers was instrumental in helping Align achieve continued strong execution of our strategic initiatives as well as solid financial performance.

##### Alignment of Executive Compensation with Performance-Highlights

- *Under our CEO's leadership, we have created long-term, sustained value for our stockholders.* Although our stock price declined approximately 2% in 2014, for the three-year period ending December 31, 2014, our stock price increased from \$23.95 to \$55.91 per share, reflecting strong price appreciation of approximately 233% and an annualized total stockholder return of 33%.
- *Stockholders indicated strong support for our executive compensation program in 2014.* In 2014, we held our third annual stockholder advisory vote on the compensation of our named executive officers. Approximately 93% of the total votes cast at our 2014 annual meeting voted in favor of our named executive officer compensation. As we evaluated our executive compensation practices since that vote, we were mindful of the strong support our stockholders expressed for our executive compensation program. As a result, the Compensation Committee generally believes that the stockholder advisory vote

affirmed stockholder support of our approach to executive compensation and they did not believe it was necessary to make any significant changes to our executive compensation program.

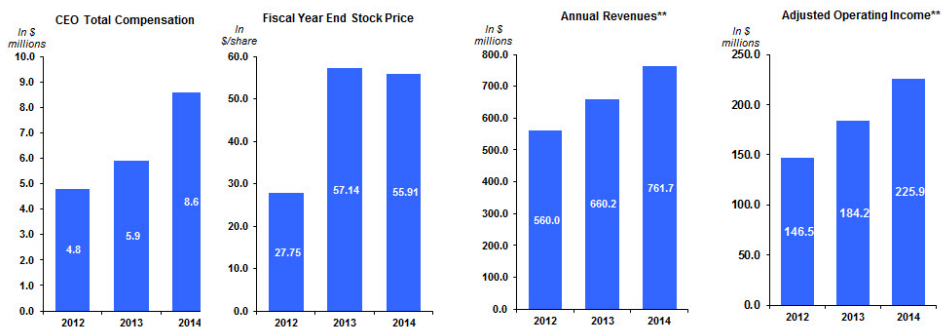
- *Our compensation program continues to emphasize performance-based pay.* Our compensation program is designed to pay more when our financial and strategic performance is robust and less when it is not, providing built-in flexibility in the management of our operating expenses and enabling us to preserve strategic programs when economic conditions are unfavorable. A significant portion of our executive officers' compensation is variable and tied to the success of our business and the individual performance of our executives. Consistent with this pay-for-performance orientation, Align believes that annual cash incentive (bonus) awards and long-term equity compensation should together represent the most significant portion of total direct compensation. As a result, a larger portion of our executive officers' total compensation is at risk relative to Align's other employees. We believe this is appropriate because our executive officers bear the greatest responsibility for Align's results and can exert the greatest influence on Align's performance. As illustrated by the charts below, in fiscal 2014, approximately 93% of our CEO's total compensation and approximately 82% of our other named executive officers total compensation was subject to annual performance goals or tied to the value of our common stock.



- *Annual cash incentive awards subject to annual performance goals.* The Committee seeks to motivate management to continuously improve the financial performance of the Company and to achieve our key strategic priorities through a cash incentive (bonus) plan that rewards higher performance with increased incentive opportunities. This provides us with a variable expense structure, allowing us to reduce our compensation costs in challenging times and reward performance when business conditions and results warrant. Despite delivering strong financial performance during the year and making significant progress against our key strategic initiatives, our performance relative to pre-established targets for revenue and operating income was below expectations. As a result, the annual incentive payments for our NEOs ranged from 90% to 109% of their target award opportunity.
- *Equity awards are tied to the value of our common stock.* Value received under our annual equity awards varies based on our stock price performance. In particular, payouts of our MSUs awarded to our executive officers vary based on the relative performance of our stock compared to the NASDAQ Composite Index. MSUs granted in 2014 are earned based on Align's relative stockholder return over a three-year performance period, with 100% of the earned shares vesting at the end of three years. For MSUs granted in 2011 that vested in February 2014, Align stock outperformed the NASDAQ Composite Index by 135% during the applicable performance period. As a result, the NEOs who were granted 2011 MSUs earned 150% of their target awards due to Align's continued outstanding stock price performance compared to the NASDAQ Composite Index. Our Compensation Committee specifically designed our MSU award program to closely tie actual long-term performance with long-term pay, and total stockholder return has been, and is expected to continue to be, the key measurement of our performance under this program.
- *Relationship between Company Performance, Stock Price and CEO Compensation.* The following illustrates the directional relationship between Align's performance, based on two of our key financial metrics and our stock price, and the compensation of our CEO from 2012 to 2014. These two key financial metrics are used in our cash incentive compensation plan and reflect our continued focus on growth and profitability over the long term. The charts below demonstrate a robust relationship between CEO compensation and Company performance. The substantial increase in



total CEO compensation in 2014 includes a one-time, special restricted stock award and a MSU award in recognition of fiscal 2013 performance that exceeded the Committee's expectations. Please see page 33 for more details.



Mr. Prescott's total compensation as reported in the 2014 Summary

Compensation Table on page 36.

\*\* Annual Revenue for 2012 is Non-GAAP and was adjusted to exclude the release of \$4.9 million of previously deferred revenue for Invisalign case refinement. In addition, Adjusted Non-GAAP Operating Income was adjusted as approved by the Compensation Committee in each of 2012 and 2013 to exclude certain items that are not indicative of our core operating performance. See Appendix A of this proxy statement for a reconciliation of adjusted Non-GAAP profit from operations and Non-GAAP net profit to the most comparable GAAP measurements.

**Compensation Policies and Practices**

We endeavor to maintain compensation governance best practices:

- The Compensation Committee is composed solely of independent directors and it directly retains an independent compensation consultant.
- We elected to hold an annual stockholder advisory ("say-on-pay") vote, and the Compensation Committee considers the outcome of the advisory vote in making compensation decisions.
- We maintain stock ownership guidelines for our executive officers. In 2014, Mr. Prescott's stock ownership ratio was 5.0 times his annual base salary. Our CEO currently holds 216,968 shares of our common stock outright with a value as of fiscal year end of more than 18 times his 2014 base salary. The target ownership guidelines for each executive officer other than the CEO is 1.0 time such individual's annual base salary.
- Align's executive compensation policies are structured to discourage inappropriate risk-taking by our executives. The Compensation Risk Assessment located on page 14 of this proxy statement describes the Compensation Committee's assessment that the risks arising from our company-wide compensation programs are reasonable, in the best interest of our stockholders, and not likely to have a material adverse effect on us.
- Our insider trading policy prohibits our executive officers from "hedging" ownership in Align by engaging in any short sales or trading in any options contracts involving our securities.
- We are committed to carefully managing the dilutive impact of equity compensation awards. Align's overall equity-award-based gross burn rate for fiscal 2014 was 1.5% and Align's adjusted gross burn rate was 3.01%. Gross burn rate is defined as the number of equity awards granted in the year divided by shares outstanding. Adjusted gross burn rate includes a premium applied to full-value shares (e.g., RSUs and MSUs) of 2:1.

**Executive Compensation Philosophy and Core Objectives**

The objective of our executive compensation program is to encourage management to achieve our financial and strategic objectives and create value for our stockholders. We remain committed to our longstanding compensation philosophy which incorporates the following principles:

- *Offer competitive compensation.* We seek to provide competitive compensation opportunities to attract, retain and incent superior talent.
- *Reward performance.* A significant portion of total compensation for our NEOs is tied to the achievement of financial and strategic objectives. We believe that this supports our pay-for-performance philosophy by directly and substantially linking rewards to the achievement of measurable financial targets and a shared set of critical strategic priorities. By also rewarding individual performance, we seek to foster a meritocracy.
- *Link the interests of our executives with those of our stockholders.* A significant portion of total compensation for our NEOs is tied to the achievement of financial and strategic objectives and is in the form of long-term equity-based compensation. This structure is designed to focus decision-making and behavior on goals that are consistent with Align's overall strategy.

#### How We Implement and Manage our Executive Compensation Programs

The table below specifies the responsible parties and their respective roles in the determination of the compensation for our NEOs:

<b>Responsible Party</b>	<b>Roles and Responsibilities</b>
<b>Compensation Committee</b>	<p>Sets Align's overall compensation philosophy, which is reviewed and approved by the Board of Directors.</p> <p>Reviews and approves our compensation programs; designs and monitors the execution of these programs.</p> <p>Reviews and approves all cash based compensation arrangements for our executive officers (other than our CEO).</p> <p>Reviews and recommends to our Board of Directors all cash based compensation arrangements for our CEO.</p> <p>No member of the Committee is a former or current officer of Align or any of its subsidiaries. No executive officer of Align serves as a member of the Board or compensation committee of any entity that has one or more executive officers serving on Align's Board or Compensation Committee.</p>
<b>Consultant to the Compensation Committee</b> ( <i>Compensia, Inc. an independent executive compensation consulting firm retained directly by the Compensation Committee to assist it in performing its responsibilities.</i> )	<p>Compensia attends meetings of the Committee and communicates outside of meetings with its members and management with respect to the design and assessment of compensation packages for our executive officers. In 2014, Compensia provided the following services on behalf of the Committee:</p> <p>Analyzed whether the compensation packages of our executive officers were consistent with our compensation philosophy and competitive within the market relative to our peer companies.</p> <p>Assisted in defining the appropriate peer group of comparable companies.</p> <p>Assisted in the design of our compensation programs for executives and board members, including discussing evolving compensation trends.</p> <p>Reviewed the effectiveness of our compensation programs.</p> <p>Provided advice on stock ownership guidelines for executive officers and directors.</p> <p>Compiled and provided market data to assist in setting our compensation philosophy, plan parameters and measures.</p> <p>Conducted a comprehensive review of compensation paid to the Board and provided recommendations to the Committee and the Board regarding director pay structure.</p> <p>Provided updates on NASDAQ listing standards, Say-on-Pay results, and Dodd-Frank regulatory developments.</p> <p>In addition, the Committee conducted a formal review of Compensia's independence and is satisfied with the qualifications, performance and independence of Compensia. Compensia performed no other work for the Company.</p>

**Executive Officers** (Assisted by Company Staff)

Management's role is to advise the Committee regarding the alignment and weighting of our performance measures under our annual cash incentive awards with our overall strategy, the impact of the design of our equity incentive awards on our ability to attract, motivate and retain highly talented executives and the competitiveness of our compensation program. Our CEO plays a significant role in setting the compensation for other NEOs. The CEO conducts performance reviews for the other NEOs, and makes recommendations to the Compensation Committee with respect to the other NEOs' compensation. The Committee has the discretion to accept, reject, or modify the CEO's recommendations. Any executive officer who participates in Compensation Committee meetings leaves the meetings during discussions and deliberations of individual compensation actions affecting them personally and during the Compensation Committee's executive sessions. Ultimately all decisions regarding executive compensation are made by the Compensation Committee or in the case of CEO cash compensation, the full Board upon the recommendation of the Compensation Committee.

**How We Determine Compensation**

*Competitive Positioning.* Within the overall framework of the objectives and principles discussed above, the Compensation Committee exercises its judgment in making executive compensation decisions. The Compensation Committee takes into consideration the unique roles played by each executive officer and seeks to individually tailor their compensation to align their pay based on the factors below:

- market comparison data (peer group data and survey data);
- subjective elements, such as:
  - the scope of the executive's role;
  - the executive's:
    - experience;
    - qualifications;
    - skills; and
    - performance during the fiscal year (see discussion below on "Role of Individual Performance");
  - internal equity; and
- Align's operational and financial performance.

After reviewing these various competitive positioning factors (none of which is determinative), the Compensation Committee relies upon the judgment of its members and makes adjustments to an executive's compensation.

*The Use of Market Comparison Data.* In connection with the Compensation Committee's continuing assessment of the competitiveness of Align's executive pay levels and practices relative to its peers, the Committee considers data gathered from: (i) compensation data from a selected peer group of companies, and (ii) published surveys with data from a broader mix of technology and life science companies.

**Peer Group**

The Committee reviews the Company's peer group at least annually and makes adjustments to its compositions, taking into account changes in both the Company's business and the businesses of the companies in the peer group. For compensation decisions that were made in fiscal 2014, the Committee, with the assistance of Compensia, selected the peer group of companies based on the following selection criteria:

- *Industry*-medical device companies and software as a service companies (SaaS). We believe that the SaaS industry is a relevant industry for market comparison purposes due to the integral role that software systems and software development has in our products and services;
- *Market Capitalization*-companies with a market capitalization of between approximately \$985 million and \$8.9 billion, based upon the companies' trading ranges at the time of selection; and
- *Revenue*-companies with revenue of between approximately \$190 million to \$1.7 billion, based upon the last four quarters of revenue at the time of selection.

At the time of selection of the peer group in the third quarter of 2013, Align's rolling four quarters of revenue was approximately \$580 million and its market capitalization was approximately \$3.0 billion. The following table includes the companies in our peer group:

<u>Software-as-a Service</u>	<u>Medical Device</u>
ANSYS	Cooper Companies
athenahealth	Genomic Health
CommVault*	Haemonetics*
Concur Technologies	Illumina*
Informatica	Integra LifeSciences*
j2 Global	Insulet
MicroStrategy	Masimo
NetSuite	NuVasive
Quality Systems	Resmed
Rackspace Hosting	Sirona Dental Systems
ServiceNow*	Thoratec
TIBCO Software	Volcano

\* Indicates new additions to the peer group. In addition, Ariba, Inc. and Gen-Probe Incorporated were removed from our peer group because they were acquired.

Survey Data

When peer data is not available, the Compensation Committee reviews various pay surveys, including the Radford Technology Survey. In addition, the Compensation Committee may review the data separately to understand pay differences, if any, by industry or business segment and to assess whether any changes in pay data from year to year reflect true market trends.

*Role of Competitive Data and Compensation Committee's Discretion.* The Compensation Committee uses the following percentiles as the starting point for assessing appropriate base salary, target total cash compensation and equity compensation for our executive officer group as a whole, while individual executives may fall above or below this range:

<u>Element of Compensation</u>	<u>Target Percentile</u>
Base salary	50 <sup>th</sup> percentile
Target total cash compensation	65 <sup>th</sup> to 75 <sup>th</sup> percentile
Equity compensation	50 <sup>th</sup> to 75 <sup>th</sup> percentile

While we believe that comparisons to market data are a useful tool, we do not believe that it is appropriate to establish executive compensation levels based solely on a comparison to market data. Due to the variations between companies reporting and the roles for which compensation for these companies is ultimately disclosed, directly comparable information is not available from each peer group company with respect to each of our named executive officers. In considering market compensation data, the Compensation Committee recognizes that executives at different companies can play significantly different roles, with different responsibilities and scopes of work, even though they may hold similar titles or nominal positions. The Compensation Committee therefore uses the market data as a starting point and then incorporates flexibility into our compensation programs and in the assessment process to respond to and adjust for the evolving business environment and other subjective elements described in the competitive positioning factors above. After reviewing these various factors, the Compensation Committee relies upon the judgment of its members and makes adjustments to an executive's compensation below or above the targeted percentile ranges.

*Role of Company Performance.* The Compensation Committee believes that our executives should be rewarded based on their success as a team. Consistent with this belief, the achievement of shared financial and critical strategic goals, which we describe below under "Annual Cash Incentive Compensation" is the primary factor in determining the amount of cash incentive payments.

*Role of Individual Performance.* Although the Compensation Committee believes that the largest portion of each executive's total compensation should be based on our executive officers' success as a team and thus based on achievement of shared financial and critical strategic goals, it also believes that there should be some ability to reward individual contributions. To evaluate individual performance, individual goals are set each year for the executive officers. These include shared financial and strategic objectives as

well as objectives that are directly related to each executive officer's specific business function. Except with respect to his own performance, this assessment is based on our CEO's recommendation to the Compensation Committee on how well the executive performed his or her job, and such assessment is largely (although not exclusively) qualitative, not quantitative, in nature. There is no specific weight given to any one individual goal or objective. This subjective evaluation of the impact of the individual contributions on actual compensation is not a formula based process resulting in a quantifiable amount of impact, but rather involves the exercise of discretion and judgment. This enables the Committee to differentiate among executives and emphasize the link between personal performance and compensation.

*The Use of Tally Sheets.* The Compensation Committee uses tally sheets to understand the total annual compensation of the executive officers, and to provide perspective on the executive's wealth accumulation from our compensation programs. Compensation previously paid to the executive officers, including amounts realized under prior equity-based compensation awards, did not affect the Compensation Committee's compensation decisions for 2014. The Compensation Committee believes that compensation should reflect the executive's performance and the market value of his or her services, and does not want to create a disincentive for exceptional performance.

**The Principal Components of Compensation of our Executive Officers**

The principal components of each executive officer's total compensation package at Align are:

- base salary;
- annual cash incentive awards;
- long-term equity-based incentive grants; and
- severance and change of control arrangements.

**Base Salary**

Base salary is intended to provide a fixed, baseline level of compensation that is not contingent upon Align's performance. Consistent with our pay-for-performance philosophy, base salaries generally represent a modest proportion of the total compensation opportunity for our executive officers. In January 2014, the Compensation Committee reviewed the base salaries of our NEOs, comparing these salaries to the base salary levels at the companies in our peer group, as well as considering the roles and responsibilities and potential performance of the NEOs and their positioning for other elements of their compensation, as well as the fact that none of the executive officers received a pay increase in 2013. After this review, the Compensation Committee made the adjustments to base salary set forth in the table below. Although the market positioning for each of the NEOs, other than Mr. Pascaud, approximated the 60th percentile, the increases were consistent with the 3% merit-based increases for our U.S. workforce in 2013 (which increase was deferred by the executives) and also in 2014. Mr. Pascaud's 13% increase was made in connection with his promotion to VP, International in January 2014 and remains below the market 50th percentile reflecting his recent promotion.

Name	Percentage Increase over	
	2013	2014 Base Salary
Thomas M. Prescott	6%	\$650,000
David L. White	2%	\$407,000
Emory M. Wright	7%	\$352,052
Raphael S. Pascaud	13%	\$350,000
Roger E. George	6%	\$353,853

**Annual Cash Incentive Compensation**

*Annual Cash Incentive Plan.* Align uses a cash incentive compensation plan to reward our NEOs for achieving and surpassing pre-established financial goals and to a lesser extent the achievement of key strategic measures, which are expected to increase stockholder value. All of our NEOs participated in the executive bonus plan. Bonus determinations for fiscal 2014 performance were calculated using the following formula:



The Individual and Company Multipliers are each derived based on performance and are equally weighted.

**Target Bonus Percentage.** The target award opportunity is the amount of cash incentive compensation that our NEOs could expect to earn if Align's financial and strategic performance goals for the year are achieved. Each executive officer is assigned a target award opportunity of 60% of his or her base salary, except for our CEO who is assigned a target award opportunity of 100% of his base salary. The incentive targets of the NEOs were set by the Compensation Committee based on the scope and significance of their roles as the leaders of Align, with the CEO receiving the highest target due to his greater responsibilities. In addition, in order to appropriately encourage and reward a range of acceptable performance and contributions, our awards are structured so that the actual payout under an executive officer's award can be lower or higher than target.

**Individual Multiplier.** The Individual Multiplier reflects each executive's individual performance and is determined at the Compensation Committee's discretion based on the recommendation of the CEO. The Compensation Committee considers each executive officer's performance in light of that individual's achievement of his or her individual goals. Individual performance is measured using the same performance factors used for determining merit-based increases in base salary. These individual performance measures are both qualitative and quantitative in nature and, therefore, the evaluation of performance against those objectives by the Compensation Committee is largely subjective. The CEO does not provide input to the Compensation Committee on his own performance. Individual performance that meets expectations yields a 100% multiplier.

**Company Multiplier.** The Company Multiplier is the same for all executive officers. The Company Multiplier is determined based on pre-established goals under selected financial and key company strategic objectives. While management typically recommends the performance targets for bonus pool funding based on our Annual Operating Plan, the targets are ultimately approved by the Compensation Committee and reviewed by the Board of Directors. At the beginning of 2014, the Committee reviewed the structure of the executive bonus plan and determined that it was appropriate to continue to focus on (1) growth, (2) profitability, and (3) the achievement of critical strategic priorities. In keeping with our pay-for-performance philosophy, the Committee revised the bonus plan to increase the minimum threshold performance level for each financial measure from 80% achievement to 90% achievement before that particular measure will fund.

The following table shows the performance metrics used in 2014 and our level of performance with respect to these metrics:

<b>Measure/Weight/Calculated</b>	<b>Why do we use this measure?</b>	<b>Target (in millions)</b>	<b>Achievement (in millions)</b>	<b>Level of Achievement of Target</b>	<b>Impact on Company Multiplier</b>
<b>Revenue</b> <sup>(1)</sup> (40%)	Improvement in this measure aligns with our overall growth strategy.	\$768.5	\$761.6	99.1%	38.6%
<b>Adjusted Non-GAAP Operating income</b> <sup>(1)</sup> <sup>(2)</sup> (30%)	Directly links incentive payments to Company profitability and we want our employees (including our executives) to share in our profitability. Because profitability encompasses both revenue and expense management, the Compensation Committee believes this measure encourages a balanced, holistic approach by our executives to manage our business. The Compensation Committee considers operating profit before taxes because our executives cannot predict or directly affect our taxes or our tax rate.	\$231.9	\$225.9	97.4%	27.1%
<b>Roadmap Elements</b> (30%)	Critical to our achievement of our multi-year strategic corporate priorities, specifically, increased adoption and frequency of use by our customers, the orthodontist and general practitioner dentist and increased consumer demand. <sup>(3)</sup>	100%	97.1%	97.1%	29.1%
Delivering key elements of Company roadmap projects or initiatives, including meeting delivery dates and feature set requirements. <sup>(4)</sup>					
<b>COMPANY MULTIPLIER:</b>					<b>94.7%</b>

- (1) The threshold performance and the level of performance at which the funding for that particular performance measure will be capped as follows:
  - A rating of zero if achievement is below 90% (in prior years, the minimum threshold was 80%). Company performance below target automatically reduces only the payout related to that goal, not the other goals, as we want executives to have the same incentive to achieve other financial goals as well as their individual performance goals even if our performance tracks below the target during the course of the year;
  - A rating ranging from 60% to 100% if achievement meets or exceeds the minimum performance level but does not achieve the target performance level; and
  - A rating of 101% to 200% if achievement meets or exceeds the target performance level.
- (2) Adjusted Non-GAAP Operating Income was adjusted to exclude stock based compensation expense. The Compensation Committee also has the discretion to exclude the following items:
  - (a) significant and/or extraordinary items that are not indicative of our core operating performance that are separately stated on our financial statements;
  - (b) items identified as non-GAAP in the Company's quarterly earnings announcements; and
  - (c) other discrete items as necessary that may result in unintended gain or loss under the bonus plan.

The Compensation Committee believes that the items listed in (a) through (c) above are not indicative of our core operating performance. Appendix A to this proxy statement includes a reconciliation of adjusted Non-GAAP operating income to the most comparable GAAP measures.

- (3) Management believes, and the Committee concurs, that the specific strategic initiatives and performance goals established for each of these strategic priorities represent confidential business information, the disclosure of which would result in meaningful competitive harm.
- (4) For each strategic performance measure, a rating ranging from 0% to 150% based on relative achievement of the particular measure.

The Committee believes that the performance objectives established for the financial and key strategic objectives represent meaningful improvements for the organization and, therefore, are reasonably difficult to attain which is in line with our pay-for-performance philosophy. Finally, the Compensation Committee reserves the right to apply judgment in the final determination of cash incentive awards and can adjust actual results (up or down) to reflect the impact of certain extraordinary items or events to more accurately reflect the overall performance of the management team.

In addition, the Board of Directors retains authority to pay additional discretionary bonuses outside the executive bonus plan if warranted by performance not measured under the plan. In 2014, the Compensation Committee did not authorize any such discretionary bonus payments outside of the executive bonus plan to our NEOs.

*Awards to the NEOs.* The Compensation Committee awarded the cash incentive awards set forth below to the NEOs for 2014 performance. These awards are also set forth in the Summary Compensation Table on page 36 under the heading "Non-Equity Incentive Plan Compensation." Consistent with our philosophy of linking pay to performance, each executive officer's total cash compensation decreased in 2014, reflecting the Company Multiplier having decreased from 107% in 2013 to 95% in 2014. In addition, the Compensation Committee (with input from our CEO, other than with respect to himself) also performed a full evaluation of the individual performance component for each NEO and determined that each NEO should receive an Individual Performance Multiplier of between 100% to 121%, based on their respective contributions to the Company in their respective divisional or functional capacities. Although these individual performance factors were at or above target for each NEO, they were below the individual performance factors awarded in 2014 due in part to the relative underperformance of the Company compared to its preestablished financial and key strategic initiatives set forth above. In awarding the cash incentive awards, the Compensation Committee considered, among other things, the following accomplishments and achievements of our NEOs:

- Mr. Prescott's overall leadership of the Company, including maximizing productivity of recent senior management hires as well as his leadership in developing a comprehensive plan to shape an effective long-term strategy. The Committee believes, however, that the CEO's compensation should be tied more closely to the Company's performance when compared to the other NEOs and consequently his actual award approximated the Company Multiplier.
- Mr. White's strong leadership in managing the Company's finance and information technology departments, including continued maintenance of a strong system of internal controls, design and implementation of an ERP system, and development of a capital allocation strategy.
- Mr. Wright's operational leadership across functional areas, his input on the longer-term strategic direction of the business, and his ability to effectively work with other members of the management team.

- Promoted to VP, International in January 2014, Mr. Pascaud successfully led our international sales team to exceed their revenue plan and continued to grow adoption of Invisalign in our international regions with case shipments increasing 28.6% in 2014 from 2013.
- Mr. George’s leadership of a high quality legal and patent department and regulatory function, including successful management of litigation and pre-litigation matters, and analysis, negotiation and execution of various corporate and commercial arrangements.

Name	Target Incentive Award (as % of Base Salary)	Target Incentive Award (\$)	Company Multiplier	Individual Multiplier	Actual Incentive Award	Actual Award as % of Target
Thomas M. Prescott	100%	\$650,000	94.7%	95%	\$585,000	90%
David L. White	60%	\$244,000	94.7%	105%	\$241,700	99%
Emory M. Wright	60%	\$211,000	94.7%	111%	\$221,400	105%
Raphael S. Pascaud	60%	\$210,000	94.7%	115%	\$228,600	109%
Roger E. George	60%	\$212,000	94.7%	106%	\$212,000	100%

**Long-Term, Equity-Based Incentive Awards**

To the extent it is compatible with our commitment to limit dilution, long-term, equity-based incentive awards are generally targeted at or above competitive median levels with high performing executive officers being eligible for grants that approximate the 75<sup>th</sup> percentile as measured at the time of grant.

Award Type	Rationale for 2014 portfolio
Why RSUs?	We believe RSUs reward retention (even in the event of a decline in Align’s share price) and provide an incentive to grow the value of Align’s stock. In addition, RSUs enable our executives to accumulate stock ownership in the Company.
Why MSUs?	We believe MSUs provide a vehicle that has more consistent value delivery compared to stock options which also aligns the long-term interests of our executive officers and stockholders by rewarding executives for Align’s performance measured in relation to other companies over a specified period. The actual number of shares of our common stock issuable under MSUs varies based on over-or under-performance of Align’s stock price compared to the NASDAQ Composite Index during the three-year performance period. If Align under-performs the NASDAQ Composite Index, the percentage at which the MSUs convert into shares of Align stock will be reduced from 100%, at a rate of two to one (two-percentage-point reduction in units for each percentage point of under-performance), with a minimum percentage of 0%. This means that no shares will vest if Align underperforms the NASDAQ Composite by 50 percentage points. If Align outperforms the NASDAQ Composite Index, the percentage at which the MSUs convert to shares will be increased from 100%, at a rate of two to one (two-percentage-point increase in units for each percentage point of over-performance), with a maximum percentage of 150%. This means that if Align outperforms the NASDAQ Composite by 25 percentage points, the maximum number of shares that will vest is 150% of the award amount. For example, if the NASDAQ Composite index increased by 10% over the performance period and our stock price increased by 30% over the performance period, then the number of shares issuable under the MSUs would be 140% of target or $(130\% - 110\%) * 2 = 140\%$ .

Award Type	Vesting Detail
RSUs	Typically vests over four-years with 1/4 vesting annually. The special RSU awards described below vest as follows: 50% vests on the second anniversary of the date of grant and the remaining 50% vest on the third anniversary of the date of grant.
MSUs	Three year performance period beginning February 2014 and ending February 2017

*Awards in 2014.* Consistent with our ongoing efforts to align pay for performance, we continue to emphasize equity awards granted to our executive officers that are tied directly to performance measured in relation to other companies over a specified period. In 2014, half of the value of the equity-based awards of our NEOs other than our CEO were designated as “performance-based.” In 2014, the percentage of the CEO’s equity-based awards that was specifically performance-based was 60%. The Committee believes that the CEOs compensation should be tied more closely to the Company’s performance when compared to the other NEOs. In making these awards, the Compensation Committee again considered the market data, as well as the other competitive positioning factors described above.



The table below sets forth the equity awarded to the NEOs for fiscal 2014:

<u>Name</u>	<u>RSUs</u>	<u>Target MSUs <sup>(1)</sup></u>
Thomas M. Prescott	40,000	60,000
David L. White	7,500	7,500
Emory M. Wright	15,750	15,750
Raphael S. Pascaud	9,800	9,800
Roger E. George	14,100	14,100

<sup>(1)</sup> The number of MSUs set forth in this column represents the Target Shares; however, the actual number of MSUs to be earned, if any, is determined based on the formula set forth in the Market Stock Unit Agreement up to a maximum of 150% of the amount of the Target Shares.

*Special Recognition Awards.* In approving these special recognition awards, the Committee considered each NEO's contributions towards the Company's 2013 performance results, including record net revenues in 2013 and an increase in our stock price by more than 200% during fiscal 2013, reaching all-time highs during the fourth quarter of that year. As a result, the Committee decided it was appropriate to provide one-time, special recognition awards to reward contributions towards our record-setting results and strengthen retention.

<u>Name</u>	<u>RSUs <sup>(1)</sup></u>	<u>Target MSUs <sup>(2)</sup></u>
Thomas M. Prescott	20,000	30,000
David L. White	8,000	8,000
Emory M. Wright	8,100	8,100
Raphael S. Pascaud	1,000	1,000
Roger E. George	7,800	7,800

<sup>(1)</sup> The RSUs subject to this award vest: 50% on February 20, 2016 and 50% February 20, 2017.

<sup>(2)</sup> The number of MSUs set forth in this column represents the Target Shares; however, the actual number of MSUs to be received, if any, is determined based on the formula set forth in the Market Stock Unit Agreement up to a maximum of 150% of the amount of the Target Shares.

*Employment Agreements.* Each NEO is eligible to receive benefits under certain conditions in accordance with their respective employment agreement. Each such agreement provides for benefits to the executive officer upon:

- a change of control; and
- termination without cause or for convenience.

In adopting the change of control provisions in these agreements, the Compensation Committee's primary objective was to ensure that our executives have sufficient security such that they are not biased against selling the Company in the event a stockholder favorable merger and acquisition transaction is presented to the Company. If Align were to pursue a change of control transaction beneficial to Align stockholders, the Committee believes that our executive officers' active support of the transaction through closing would be critical in ensuring the success of such a transaction.

*Change of Control Only.* Though the cash amounts payable to our executives in connection with a change of control are subject to a "double trigger" (meaning to get paid out the cash portion of their change of control arrangement, first there has to be a change of control and then the executive must be terminated without cause or for convenience within 12 months of such change of control), the Committee adopted a "single trigger" for all executive officers (except our CEO) whereby the vesting of equity awards is accelerated by one year immediately upon a change of control.

For our CEO, the Compensation Committee adopted a "single trigger" whereby 100% of his equity vests immediately upon a change of control. This structure was used to provide a more powerful retention incentive during change of control discussions. It was determined that the CEO's "single trigger" acceleration of 100% of his unvested equity is appropriate (rather than 12 months as is the case for each other NEO), since having the CEO's attention and commitment through to the closing of the change of control is of paramount importance to the ultimate success of the transaction.

*Termination Within 12 Months of a Change of Control.* In the event the executive is terminated without cause or for convenience within 12 months of a change in control ("double trigger"), 100% of the unvested equity awards is accelerated and a cash severance payment is made. The CEO would receive a cash severance payment (in addition to the acceleration of equity described above) in the event he is terminated without cause or for convenience within 12 months of the change of control.

*Termination Unrelated to a Change of Control.* For termination without cause or for convenience unrelated to a change of control, the vesting of equity awards held by an NEO (except for the CEO) is immediately accelerated by one year and a cash severance payment will be made. Our CEO would only receive a cash severance payment (no equity acceleration).

The cash severance benefits are intended to provide consideration for the employee's service to Align and expected length of time until subsequent employment is secured. The severance provisions also assist in recruiting executives given that executive roles tend to carry higher risks. The amounts that each of our current NEOs would have been entitled to if one of the termination or change of control events mentioned above occurred on December 31, 2014 are set forth in "*-Payments Upon Termination or Change of Control.*"

#### **Other Compensation Arrangements**

*Bonus.* In connection with our previous VP, International, Richard Twomey's departure, Mr. Pascaud was granted a special bonus in October 2013 in the amount of 100,000 Euros (approximately \$125,000 U.S. Dollars). This amount vested over a one year period and was intended to serve as an additional retention while we determined Mr. Twomey's successor. Mr. Pascaud was promoted to VP, International in January 2014.

*Welfare and Other Employee Benefits.* We have established a tax-qualified Section 401(k) retirement plan and a Company match for all employees, including our executive officers.

In addition, we provide health and welfare benefits to our executive officers on the same basis as all of our full-time employees in the country in which they are resident. These benefits include medical, dental and vision benefits, medical and dependent care flexible spending accounts, short-term and long-term disability insurance, accidental death, basic life insurance coverage, and our employee stock purchase plan. We design our employee benefits programs to be affordable and competitive in relation to the market, as well as compliant with applicable laws and practices. We adjust our employee benefits programs as needed based upon regular monitoring of applicable laws and practices and the competitive market.

*Perquisites and Other Personal Benefits.* Mr. Pascaud, who has his primary residence in the United Kingdom and is based at our international headquarters in The Netherlands, is provided with a car in accordance with customary local practice as well as a housing allowance. See "Summary Compensation Table" for more information concerning these perquisites. In the future, we may provide perquisites or other personal benefits in limited circumstances, such as where we believe it is appropriate to assist an individual executive officer in the performance of his or her duties, to make our executive officers more efficient and effective, and for recruitment, motivation, or retention purposes. All future practices with respect to perquisites or other personal benefits will be approved and subject to periodic review by the Compensation Committee.

#### **Corporate Tax Deduction on Compensation in Excess of \$1 Million a Year**

The Compensation Committee is responsible for addressing issues associated with Section 162(m) of the U.S. Internal Revenue Code. Section 162(m) generally disallows a tax deduction to public companies for compensation in excess of \$1 million paid to the CEO or any of the three other most highly compensated officers other than the CFO. Performance-based compensation arrangements may qualify for an exemption from the deduction limit if they satisfy various requirements under Section 162(m). Although Align considers the impact of this rule when developing and implementing its executive compensation programs, Align believes that factors other than tax deductibility are important in the design of executive compensation programs and that it is important to preserve flexibility in designing such programs. Accordingly, Align has not adopted a policy that all compensation must qualify as deductible under Section 162(m). While the Compensation Committee believes that stock options granted pursuant to the Incentive Plan qualify as "performance-based," other awards permitted by the terms of the Incentive Plan and certain other amounts paid under Align's compensation programs (such as salary) may not qualify for exemption from Section 162(m)'s deduction limitation. For 2014, approximately \$457,181 of Mr. Prescott's compensation was not deductible under 162(m). The 2014 compensation for all of the other NEOs was fully deductible under 162(m) as the elements of compensation that are included under Section 162(m) did not exceed \$1 million for the "covered employees" described above.

**COMPENSATION COMMITTEE OF THE BOARD REPORT**

The following is the report of the Compensation Committee of the Board with respect to the year ended December 31, 2014. The Compensation Committee has reviewed and discussed the Compensation Discussion and Analysis included in this proxy statement with management. Based on the Compensation Committee's review and discussion with management, the Compensation Committee recommended to the Board that the Compensation Discussion and Analysis be included in this proxy statement.

**THE COMPENSATION COMMITTEE**

George J. Morrow, Chair

David C. Nagel

Greg Santora

**SUMMARY COMPENSATION TABLE FOR FISCAL YEAR ENDED 2014**

The following Summary Compensation Table sets forth certain information regarding the compensation of our Chief Executive Officer and Chief Financial Officer, and our three next most highly compensated executive officers as of fiscal 2014. Information is provided for 2013 and 2012 for each NEO who was also a NEO during those years.

Name and Principal Position	Year	Salary (\$)	Bonus (\$) (1)	Stock Awards (\$) (2)	Option Awards (\$) (2)	Non-Equity Incentive Plan Compensation (\$)	All Other Compensation (\$)	Total (\$)
Thomas M. Prescott, President & Chief Executive Officer	2014	645,962	—	7,948,800	—	585,000	10,464	9,190,226
	2013	615,000	—	4,406,900	—	900,000	11,355	5,933,255
	2012	610,385	—	3,541,875	—	650,000	13,022	4,815,282
David L. White Chief Financial Officer	2014	406,192	—	1,645,480	—	241,700	9,268	2,302,640
	2013	153,846	—	3,239,864	—	159,656	4,978	3,558,344
Emroy M. Wright Vice President, Operations	2014	349,543	—	2,531,916	—	221,400	8,667	3,111,526
	2013	330,288	—	2,016,600	—	350,898	8,367	2,706,153
	2012	328,082	—	957,723	—	238,862	8,174	1,532,841
Raphael S. Pascaud Vice President, International	2014	334,007	125,453	2,371,593	—	228,600	43,278	3,102,931
Roger E. George Vice President, Legal & Corporate Affairs	2014	351,699	—	2,324,904	—	212,000	8,667	2,897,270
	2013	335,183	—	1,724,193	—	372,790	8,367	2,440,533
	2012	333,518	790	935,055	—	235,067	8,165	1,512,595

(1) In connection with our previous VP, International, Richard Twomey's departure, Mr. Pascaud was granted a special bonus in October 2013 in the amount of 100,000 Euros (approximately \$125,000 U.S. Dollars). This amount vested over a one year period and was intended to serve as an additional retention while we determined Mr. Twomey's successor. Mr. Pascaud was promoted to VP, International in January 2014.

(2) The amounts shown in this column reflect the aggregate grant date fair value computed in accordance with FASB ASC Topic 718. Assumptions used in the calculations of these amounts are included in Note 9 to our audited financial statements for the year ended December 31, 2014 included in the Company's Annual Report on Form 10-K filed with the SEC on February 26, 2015. This same method was used for years ended December 31, 2013 and 2012. There can be no assurance that the grant date fair value amounts will ever be realized.

**Total Compensation.** Total compensation as reported in the Summary Compensation table increased significantly from 2013 to 2014 for listed officers, due to the a one-time, special recognition equity awards to reward contributions towards our record-setting 2013 results and strengthen retention. Total cash compensation, however, decreased substantially. This is consistent with our philosophy of linking pay to performance and reflects the Company Multiplier described above having decreased from 107% in 2013 to 95% in 2014 due in part to the relative underperformance of the Company compared to its preestablished financial and key strategic initiatives. *For additional information regarding the amounts included in the Summary Compensation Table, see "—Compensation Discussion and Analysis".*

**Stock Awards.** Stock awards include time-based RSUs that typically vest over a four year vesting period, as well as MSUs which are earned based on a comparison of Align's stock price performance to the NASDAQ Composite index over a 3-year performance period.

**Option Awards.** We did not grant any options in 2014, 2013 or 2012.

**Non-Equity Incentive Plan Compensation.** The amounts shown in this column represent employee annual incentive award payments and are reported for the year in which they were earned, though they were paid in the following year. The material terms of the performance payment plan are described under "*Compensation Discussion and Analysis—Annual Cash Incentive (Bonus) Compensation.*"

*All Other Compensation.* The amounts shown in this column represent the aggregate dollar amount for each NEO for a Company 401(k) matching program, life insurance and accidental death and dismemberment premiums as well as employee discount programs for our products which are available to all employees, including our NEOs. The amounts also include housing allowances, car allowance and airfare for family members.

Name	Dollar Value of Life Insurance Premiums	Matching contributions under Align's 401(k) Plan	Housing/Auto Allowance	Airfare for Family Members	Employee Discount Program
Mr. Prescott	\$ 867	\$ 7,800	—	\$ 1,797	—
Mr. White	\$ 867	\$ 7,800	—	—	\$ 601
Mr. Wright	\$ 867	\$ 7,800	—	—	—
Mr. Pascaud	\$ —	\$ —	43,278	—	—
Mr. George	\$ 867	\$ 7,800	—	—	—

**GRANTS OF PLAN-BASED AWARDS FOR FISCAL YEAR ENDED 2014**

The following table shows all plan-based awards granted to the NEOs during 2014, including:

- cash amounts that could have been received in 2014 by our NEOs under the terms of our performance-based cash incentive plan (CIP); and
- time-vested RSUs and performance-based MSUs awards granted by the Compensation Committee to our NEOs in 2014 reflected on an individual grant basis.

**2014 Grants of Plan-Based Awards**

Name	Type of Award	Grant Date	Approval Date	Estimated Future Payouts Under Non-Equity Incentive Awards		All Other Stock Awards: Number of Shares of Stock or Units (#)	Grant Date Fair value of Options and Awards (\$)
				Target (\$)	Target (#) / Maximum (#)		
Thomas M. Prescott	CIP			\$ 650,000			
	RSU	2/20/2014	2/3/2014			40,000	\$ 2,140,800
	RSU (1)	2/20/2014	2/3/2014			20,000	\$ 1,070,400
	MSU	2/20/2014	2/3/2014		90,000 / 135,000		\$ 4,737,600
David L. White	CIP			\$ 244,000			
	RSU	2/20/2014	2/3/2014			7,500	\$ 401,400
	RSU (1)	2/20/2014	2/3/2014			8,000	\$ 428,160
	MSU	2/20/2014	2/3/2014		15,500 / 23,250		\$ 815,920
Emory M. Wright	CIP			\$ 211,000			
	RSU	2/20/2014	2/3/2014			15,750	\$ 842,940
	RSU (1)	2/20/2014	2/3/2014			8,100	\$ 433,512
	MSU	2/20/2014	2/3/2014		23,850 / 35,775		\$ 1,255,464
Raphael S. Pascaud	CIP			\$ 210,000			
	RSU	1/20/2014	1/15/2014			23,190	\$ 1,483,000
	RSU	2/20/2014	2/3/2014			9,800	\$ 524,496
	RSU (1)	2/20/2014	2/3/2014			1,000	\$ 53,520
	MSU	2/20/2014	2/3/2014		5,900 / 8,850		\$ 310,576
Roger E. George	CIP			\$ 212,000			
	RSU	2/20/2014	2/3/2014			14,100	\$ 754,632
	RSU (1)	2/20/2014	2/3/2014			7,800	\$ 417,456
	MSU	2/20/2014	2/3/2014		21,900 / 32,850		\$ 1,152,816

<sup>(1)</sup> These RSUs were granted as a one-time, special recognition award to reward contributions towards our record-setting 2013 results and the strengthen retention. These RSUs vest over a three-year period, with 50% vesting on the second anniversary or the date of grant and the remaining 50% vesting on the third anniversary of the date of grant.

*Approval Date.* For each NEO equity grant, except for Mr. Pascaud, the Compensation Committee met on February 3, 2014 to finalize the grant of annual equity awards. Upon approval of the RSU and MSU awards for each NEO, the Compensation Committee determined that the actual date of grant would be February 20, 2014. This grant date was chosen in order to allow sufficient time for the CEO to notify each NEO and other members of the management team of the grant. In connection with Mr. Pascaud's promotion to VP, International, the Compensation Committee approved his promotion grant on January 15, 2014, with the actual date of grant of January 20, 2014.

*Estimated Future Payouts under Non-Equity Incentive Plan Awards.* The amounts shown under this column represent the possible dollar payouts the NEOs could have earned for 2014 at target. For 2014, the target cash incentive award for each NEO (other than the CEO) was 60% of his base salary and was 100% of base salary for the CEO, based upon the achievement of specified performance objectives.

For a description of the performance objectives applicable to the receipt of these payments, see “*Compensation Discussion and Analysis –Annual Cash Incentive Awards.*” The actual amount paid to each NEO in 2014 is set forth in the Summary Compensation Table above in the column “*Non-Equity Incentive Plan Compensation.*”

- **Threshold.** There is no threshold performance level. Rather, the Company’s financial performance below a specific target automatically reduces only the payout related to that specific goal, not the other goals, because we want executives to have the same incentive to achieve strategic priorities as well as their individual performance goals even if our financial performance tracks below the target during the course of the year.
- **Target.** The target amounts assume a corporate performance percentage of 100% and that the NEO received 100% of his target.
- **Maximum.** Although each financial objective is capped at 200% for funding the total pool available for distribution, there is no maximum amount that an NEO could receive.

**Estimated Future Payouts under Equity Incentive Plan Awards.** The amounts shown under this column represent potential share payouts with respect to MSUs. Each MSU vests over a three-year performance period, with 100% vesting in February 2017. The actual number of MSUs eligible to vest, will be determined based on a comparison of Align’s stock price performance relative to the performance of the NASDAQ Composite index over the three-year performance period, up to a maximum of 150% of the number of target shares. If Align under-performs the NASDAQ Composite index, the percentage at which the MSUs convert into shares of Align stock will be reduced from 100%, at a rate of two to one (two-percentage-point reduction in units for each percentage point of under-performance), with a minimum percentage of 0%. This means that no shares will vest if Align underperforms the NASDAQ Composite index by 50%. If Align outperforms the NASDAQ Composite index, the percentage at which the MSUs convert to shares will be increased from 100%, at a rate of two to one (two-percentage-point increase in units for each percentage point of over-performance), with a maximum percentage of 150%. This means that if Align outperforms the NASDAQ Composite index by 25%, the maximum number of shares that will vest is 150% of the award amount.

**Stock Awards.** Stock awards represent grants of RSUs under our 2005 Incentive Plan. Since RSUs are taxable to each NEO when they vest, the number of shares we issue to each named executive officer will be net of applicable withholding taxes which will be paid by Align on behalf of each NEO. The RSUs will result in payment to the NEO only if the vesting criteria are met. Each RSU granted to our NEOs vest over a four-year period, with 25% of the shares subject to the RSU vesting each anniversary of the date of grant, with full vesting in four years.

**Grant Date Fair Value.** The amounts shown in this column reflect the aggregate grant date fair value computed in accordance with FASB ASC Topic 718 of awards of RSUs and MSUs. Assumptions used in the calculations of these amounts are included in Note 9 to our audited financial statements for the year ended December 31, 2014 included in the Company’s Annual Report on Form 10-K filed with the SEC on February 26, 2015. There can be no assurance that the grant date fair value amounts will ever be realized. The RSUs are time based awards and are not subject to performance conditions. Amounts for MSUs represent the estimate of the aggregate compensation cost to be recognized over the three-year performance period determined as of the grant date under FASB ASC Topic 718, excluding the effect of estimated forfeitures. The actual number of shares that are paid out will depend on Align’s stock price performance relative to the performance of the NASDAQ Composite index over the three-year performance period, up to a maximum of 150% of the number of target shares.

**Timing of Equity Grants.** The Compensation Committee, in consultation with management, our independent auditors and legal counsel, has adopted the following practices on equity compensation awards:

- Align does not plan to time, nor has it timed, the release of material non-public information for the purpose of affecting the exercise price of its stock options;
- consistent with the policy described in the bullet point above, all awards of equity compensation for new employees (other than new executive officers described in the next bullet point) are made on the first day of the month for those employees who started during the period between the 16<sup>th</sup> day of the month that is two months prior to the grant date and the 15<sup>th</sup> day of the month prior to the month of the grant date. For example, May 1, 2015 grants will cover new hires starting between March 16, 2015 and April 15, 2015; and
- annual incentive grants are made on or about the same day for all employees (including executive officers); in each of 2014, 2013 and 2012 such date was February 20. The Compensation Committee sets the actual grant date approximately one week following approval of the size of each grant in order to provide Align managers with adequate time to inform each employee individually of their grant.

**OUTSTANDING EQUITY AWARDS AT FISCAL 2014 YEAR END**

The following table sets forth information regarding outstanding equity awards as of December 31, 2014 for each NEO. All vesting is contingent upon continued employment with Align. Market values and payout values in this table are calculated based on the closing market price of our common stock as reported on NASDAQ on December 31, 2014, which was \$55.91 per share.

Name	Option Awards					Stock Awards										
	Number of securities underlying unexercised options (#) Exercisable	Number of securities underlying unexercised options (#) Unexercisable	F o o t n o t e	Equity Incentive Plan Awards: Number of Securities Underlying Unexercised Options (#)	Option Exercise Price (\$)	Option Expiration Date	Number of Shares or Units of Stock That Have Not Vested (#)	F o o t n o t e	Market Value of Shares or Units of Stock That Have Not Vested (\$)	Equity Incentive Plan Awards: Number of Unearned Shares, Units or Other Rights that have Not Vested (#)	F o o t n o t e	Equity Incentive Plan Awards: Market or Payout Value of Unearned Shares, Units or Other Rights That Have Not Vested (\$)				
Thomas M. Prescott	9,375	3,750	(1)		20.79	2/18/2018										
							31,250	(2)	1,747,188							
							41,250	(4)	2,306,288							
							40,000	(7)	2,236,400							
							20,000	(8)	1,118,200							
								62,500	(3)	3,494,375						
												75,000	(5)	4,193,250		
														90,000	(9)	5,031,900
David White							55,237	(6)	3,088,301							
							7,500	(7)	419,325							
							8,000	(8)	447,280							
														15,500	(9)	866,605
Emory M. Wright	4,187	838	(1)		20.79	2/18/2018										
							8,450	(2)	472,440							
							22,500	(4)	1,257,975							
							15,750	(7)	880,583							
							8,100	(8)	452,871							
														16,900	(3)	944,879
														30,000	(5)	1,677,300
														23,850	(9)	1,333,454
Raphael Pascaud	5,400	—	(10)		17.97	12/1/2017										
							2,000	(2)	111,820							
							5,625	(4)	314,494							
							9,800	(7)	547,918							
							1,000	(8)	55,910							
							3,750	(11)	209,663							
							23,190	(12)	1,296,553							
														5,900	(9)	329,869
Roger E. George	1,708	855	(1)		20.79	2/18/2018										
							8,250	(2)	461,258							
							19,237	(4)	1,075,541							
							14,100	(7)	788,331							
							7,800	(8)	436,098							
														16,500	(3)	922,515
														25,650	(5)	1,434,092
														21,900	(9)	1,224,429

- (1) 25% of the shares subject to this option vest on February 20, 2012 with 1/48<sup>th</sup> vesting monthly thereafter for full vesting on February 20, 2015.
- (2) Restricted stock units vest at a rate of 25% of the total number of shares subject to the restricted stock unit on the first year, second year, third year and fourth year anniversary of the date of grant for vesting on February 20, 2013, February 20, 2014, February 20, 2015 and February 20, 2016.
- (3) Market stock units vest at a rate of 100% on February 20, 2015 for full vesting at the end of the three-year performance cycle.
- (4) Restricted stock units vest at a rate of 25% of the total number of shares subject to the restricted stock unit on the first year, second year, third year and fourth year anniversary of the date of grant for vesting on February 20, 2014, February 20, 2015, February 20, 2016 and February 20, 2017.
- (5) Market stock units vest at a rate of 100% on February 20, 2016 for full vesting at the end of the three-year performance cycle.
- (6) Restricted stock units vest at a rate of 25% of the total number of shares subject to the restricted stock unit on the first year, second year, third year and fourth year anniversary of the date of grant for vesting on August 20, 2014, August 20, 2015, August 20, 2016, and August 20, 2017.
- (7) Restricted stock units vest at a rate of 25% of the total number of shares subject to the restricted stock unit on the first year, second year, third, fourth year anniversary of the date of grant for vesting on February 20, 2015, February 20, 2016, February 20, 2017, and February 20, 2018.
- (8) Restricted stock units vest at the rate of 50% on February 20, 2016 and 50% on February 20, 2017.
- (9) Market stock units vest at a rate of 100% on February 20, 2017 for full vesting at the end of three-year performance cycle.
- (10) Fully vested on December 1, 2014.
- (11) Restricted stock units vest at a rate of 25% of the total number of shares subject to the restricted stock unit on the first year, second year, third and fourth year anniversary of the date of grant for vesting on November 20, 2014, November 20, 2015, November 20, 2016, and November 20, 2017.
- (12) Restricted stock units vest at a rate of 25% of the total number of shares subject to the restricted stock unit on the first year, second year, third year and fourth year anniversary of the date of grant for vesting on January 20, 2015, January 20, 2016, January 20, 2017, and January 20, 2018.

**OPTION EXERCISES AND STOCK VESTED DURING FISCAL YEAR ENDED 2014**

The following table provides information concerning each exercise of stock options, and each vesting of restricted stock units, for each NEO during the fiscal year ended December 31, 2014.

Name	Option Awards		Stock Awards	
	Number of Shares Acquired on Exercise	Value Realized Upon Exercise <sup>(1)</sup>	Number of Shares Acquired on Vesting <sup>(2)</sup>	Value Realized on Vesting <sup>(3)</sup>
Thomas M. Prescott	251,875	\$ 9,032,251	93,125	\$ 5,076,000
David L. White	—	\$ —	18,413	\$ 1,014,372
Emory M. Wright	57,575	\$ 2,037,751	29,482	\$ 1,604,419
Raphael Pascaud	—	\$ —	4,125	\$ 222,776
Roger E. George	15,636	\$ 554,271	26,371	\$ 1,435,569

<sup>(1)</sup> The value realized on exercise equals the difference between (a) either (i) the actual sales price of our common stock underlying the options exercised if the shares were immediately sold or (ii) the closing price per share of our common stock as reported on the NASDAQ Global Market on the date of exercise if the shares were held and (b) the applicable exercise price of such stock options.

<sup>(2)</sup> For each NEO, such number of shares represents the gross number of shares acquired by the NEO on the vesting date; however, because RSUs and MSUs are taxable to the individuals when they vest, the number of shares we issue to each of our NEOs is net of applicable withholding taxes which are paid by us on their behalf.

<sup>(3)</sup> The value realized on vesting equals the closing price per share of our common stock as reported on the NASDAQ Global Market on the vesting date multiplied by the gross number of shares acquired on vesting as described above in note (2).



POTENTIAL PAYMENT UPON TERMINATION OR CHANGE OF CONTROL

Named Executive Officers (Other than the CEO)

We enter into employment agreements with each of our executive officers. Each employment agreement with our NEOs (other than the CEO) contains substantially the same terms and conditions. Each employment agreement sets forth the base salary, bonus opportunity, stock options, benefits and the responsibilities of each position in effect at the time of execution of the agreement. In addition, each agreement requires Align to provide compensation to these officers in the event of termination of employment or a change of control of Align. The compensation due in the event of the termination of each employment agreement varies depending on the nature of the termination. What is meant by the terms “cause”, “good reason” and “change of control” is described more fully at the end of this section under the heading “Employment Agreement Definitions”.

The following table describes the potential payments upon termination or a change of control for each of our NEOs (other than the CEO):

Name	Type of Payment	Payments Upon Involuntary or Good Reason Termination Unrelated to Change of Control	Payments Upon Involuntary or Good Reason Termination Related to a Change of Control	Change of Control Only
David L. White	Severance Payment	\$ 895,000	\$ 895,000	—
	<i>Equity</i>			
	Stock Options (No stock option awards have been granted)	n/a	n/a	n/a
	RSUs	\$ 1,029,443	\$ 3,850,074	\$ 1,029,443
	MSUs	\$ 249,321	\$ 866,605	\$ 249,321
	Health and Welfare Benefits	\$ 19,758	\$ 19,758	—
	<b>Total</b>	<b>\$ 2,193,522</b>	<b>\$ 5,631,437</b>	<b>\$ 1,278,764</b>
Emory M. Wright	Severance Payment	\$ 913,950	\$ 913,950	—
	<i>Equity</i>			
	Stock Options	\$ 29,431	\$ 29,431	\$ 29,431
	RSUs	\$ 875,690	\$ 3,063,868	\$ 875,690
	MSUs	\$ 1,138,029	\$ 3,955,633	\$ 1,138,029
	Health and Welfare Benefits	\$ 28,726	\$ 28,726	—
	<b>Total</b>	<b>\$ 2,985,826</b>	<b>\$ 7,991,608</b>	<b>\$ 2,043,150</b>
Raphael Pascud	Severance Payment	\$ 910,000	\$ 910,000	—
	<i>Equity</i>			
	Stock Options	n/a	n/a	n/a
	RSUs	\$ 691,746	\$ 2,536,357	\$ 691,746
	MSUs	\$ 94,903	\$ 329,869	\$ 94,903
	Health and Welfare Benefits	—	—	—
	<b>Total</b>	<b>\$ 1,696,649</b>	<b>\$ 3,776,226</b>	<b>\$ 786,649</b>
Roger E. George	Severance Payment	\$ 938,643	\$ 938,643	—
	<i>Equity</i>			
	Stock Options	\$ 30,028	\$ 30,028	\$ 30,028
	RSUs	\$ 786,234	\$ 2,761,227	\$ 786,234
	MSUs	\$ 1,030,258	\$ 3,581,036	\$ 1,030,258
	Health and Welfare Benefits	\$ 28,726	\$ 28,726	—
	<b>Total</b>	<b>\$ 2,813,889</b>	<b>\$ 7,339,660</b>	<b>\$ 1,846,520</b>

All amounts in the table above are estimated based on an assumed triggering date of December 31, 2014 and the closing sales price of our common stock on the NASDAQ Global Market on December 31, 2014 of \$55.91 which was the last trading day of the year. In addition, the MSU calculation is based on the performance of Align stock relative to the NASDAQ Composite index assuming the performance period ended December 31, 2014.

*Termination Unrelated to a Change of Control.* A termination unrelated to a change of control is a termination that occurs either before or 12 months after the change of control date. Each employment agreement with our NEOs (other than the CEO) provides that in the event the executive's employment is terminated without cause or if the executive resigns for good reason, such executive will:

(1) immediately vest in an additional number of shares under all outstanding option and RSU awards as if the executive had performed 12 additional months of service;

(2) in the case of MSUs, the performance period shall be deemed to end upon the NEO's employment termination date for the purpose of determining the percentage amount that Align has over or underperformed the NASDAQ Composite index (the "Performance Multiplier"). The Performance Multiplier is calculated as follows:

- (i) if Align under-performs the NASDAQ Composite index, the percentage at which the MSUs convert into shares of Align stock will be reduced from 100% at a rate of two to one (two-percentage-point reduction in units for each percentage point of under-performance); and
- (ii) if Align outperforms the index, the percentage at which the MSUs convert to shares will be increased from 100% at a rate of two to one (two-percentage-point increase in units for each percentage point of over-performance).

The executive will then vest in that number of market stock units equal to  $A/36 \times X \times Y$  with (A) representing the number of months (including partial months) that have elapsed from the commencement of the performance period through the date of the termination of employment and (X) representing the total number of MSUs subject to the award and (Y) representing the Performance Multiplier. With respect to the MSU awards, from the beginning of the performance period in February 2013 until the assumed December 31, 2014 termination date, Align had outperformed the NASDAQ Composite Index by more than 25% which resulted in a Performance Multiplier of 150% in the calculations set forth in the above table. For each of the 2011 and 2012 MSU awards, Align outperformed the NASDAQ Composite Index by more than 25% which resulted in a Performance Multiplier of 150% in the calculations set forth in the above table.

(3) such executive is also entitled to receive a lump sum payment equal to:

- (i) the then current annual base salary;
- (ii) the then current year's target bonus, prorated for the number of days such executive has been employed during the year; and
- (iii) the greater of the then current year's target bonus or the prior year's actual bonus.

Each employment agreement also provides that Align will pay the NEO's monthly premium under COBRA until the earliest of 12 months following the termination of employment if terminated without cause or resignation for good reason or the date upon which the executive commences new employment.

*Change of Control Only.* Each employment agreement with our named executive officers (other than the CEO) provides that in the event of a change of control the executive will immediately vest in an additional number of shares under all outstanding stock option and RSU awards as if he or she had performed 12 additional months of service. For the purposes of determining the number of MSUs that will vest:

- the performance period shall be deemed to end upon the closing of the change of control in order to determine Align's stock price performance relative to the NASDAQ Composite index for the purpose of calculating the amount that Align has over or underperformed the NASDAQ Composite index (with the MSUs converting into shares of Align stock either being reduced from 100% (in the case of underperformance) or increased from 100% (in the case of overperformance) at a rate of two to one (the "Performance Multiplier"); and
- Align's stock price performance will be based on the per share value of the Company's common stock paid to its stockholders in connection with the change of control.

On the date of the change of control, the executive will vest in that number of MSUs equal to  $A/36 \times X \times Y$  with (A) representing the number of months (including partial months) that have elapsed from the commencement of the performance period through

the date of the change of control and (X) representing the total number of MSUs subject to the award and (Y) representing the Performance Multiplier.

*A Termination Related to a Change of Control.* A termination related to a change of control is a termination that occurs within 12 months from the change of control date. Each employment agreement with our named executive officers (other than the CEO) provides that, if, within 12 months of a change of control either the executive's employment is terminated without cause or the executive resigns for good reason then the executive will:

- (1) immediately vest in all outstanding equity awards; and
- (2) be entitled to a payment (payable in a lump sum) equal to:
  - (i) executive's then current annual base salary;
  - (ii) executive's then current year's target bonus prorated for the number of days employed during the year, and
  - (iii) the greater of the then current year's target bonus or the prior year's actual bonus.

Each employment agreement also provides that Align will pay the NEOs monthly premium under COBRA until the earliest of 12 months following the termination of employment if terminated without cause or resignation for good reason or the date upon which the executive commences new employment.

*Conditions to Payment.* Prior to receiving any payments upon termination of employment, the executive officer must execute a general release of all known and unknown claims that such officer may have against Align and agree not to prosecute any legal action or other proceedings based upon any of such claims. In addition, each executive has agreed, for a period of one year following termination, not to solicit employees of Align and has further agreed to be bound by the terms of a confidentiality agreement with Align.

**Chief Executive Officer**

Mr. Prescott serves as our President and Chief Executive Officer pursuant to an employment agreement originally entered into in March 2002, as amended and restated in November 2013. The employment agreement provides that Mr. Prescott is entitled to an annual target bonus of 100% of his base salary based upon the attainment of performance objectives agreed upon in each fiscal year and established by the Board.

The following table describes the potential payments upon termination or a change of control for our Chief Executive Officer. Note that all amounts are estimated based on an assumed triggering date of December 31, 2014 and the closing sale price of our common stock on the NASDAQ Global Market on December 31, 2014 of \$55.91, which was the last trading day of the year.

Name	Type of Payment	Payments Upon Involuntary or Good Reason Termination Unrelated to Change of Control	Payments Upon Involuntary or Good Reason Termination Related to a Change of Control	Change of Control Only
Thomas M. Prescott	Severance Payment	\$ 2,925,000	\$ 2,925,000	\$ —
	<i>Equity</i>			
	Stock Options	—	131,700	131,700
	RSUs	—	7,408,075	7,408,075
	MSUs	—	10,098,744	10,098,744
	Health and Welfare Benefits	29,637	29,637	—
	<b>Total</b>	<b>\$ 2,954,637</b>	<b>\$ 20,593,156</b>	<b>\$ 17,638,519</b>

*Termination Unrelated to a Change of Control.* A termination unrelated to a change of control is a termination that occurs either before or 12 months after the change of control date. In the event Mr. Prescott is terminated without cause or resigns for good reason, Mr. Prescott is entitled to a payment (payable in a lump sum) equal to:

- (1) twice his then current annual base salary;
- (2) the then current year's target bonus, prorated for the number of days Mr. Prescott has been employed during the year; and
- (3) the greater of 150% of the then current year's target bonus or the prior year's actual bonus.

Mr. Prescott's employment agreement also provides that Align will pay his monthly premium under COBRA until the earliest of 18 months following the termination of employment if terminated without cause or resignation for good reason or the date upon which Mr. Prescott commences new employment.

*Change of Control Only.* In the event of a change of control, Mr. Prescott will immediately vest in all outstanding equity awards.

*Termination Related to a Change of Control.* A termination related to a change of control is a termination that occurs within 12 months from the change of control date. If within 12 months of a change of control either Mr. Prescott's employment is terminated without cause or Mr. Prescott resigns for good reason, he would immediately vest in all outstanding equity awards and receive a payment (payable in a lump sum) equal to:

- (1) twice his then current annual salary;
- (2) the then current year's target bonus, prorated for the number of days Mr. Prescott has been employed during the year; and
- (3) the greater of 150% of the then current year's target bonus or the prior year's actual bonus.

Mr. Prescott's employment agreement also provides that Align will pay his monthly premium under COBRA until the earliest of 18 months following the termination of employment if terminated without cause or resignation for good reason or the date upon which Mr. Prescott commences new employment.

*Conditions to Payment.* Prior to receiving any payments upon termination of employment, Mr. Prescott must execute a general release of all known and unknown claims that he may have against Align and agree not to prosecute any legal action or other proceedings based upon any of such claims. In addition, Mr. Prescott has agreed, for a period of one year following termination, not to solicit employees of Align and has further agreed to be bound by the terms of a confidentiality agreement with Align.

#### **Employment Agreement Definitions**

*Definition of Cause.* In each employment agreement described above, cause means any of the following:

- unauthorized use or disclosure of the confidential information or trade secrets of Align;
- any breach of the employment agreement or the Employee Proprietary Information and Inventions Agreement between the executive and Align;
- conviction of, or a plea of "guilty" or "no contest" to, a felony under the laws of the United States or any state thereof;
- misappropriation of the assets of Align or any act of fraud or embezzlement by the executive, or any act of dishonesty by the executive in connection with the performance of his or her duties for Align that adversely affects its business or affairs;
- intentional misconduct; or
- the executive's failure to satisfactorily perform his or her duties after the executive received written notice of such failure and was provided at least thirty (30) days to cure such failure.

*Definition of Good Reason.* In each employment agreement described above, good reason means the executive's resignation within ninety (90) days of the occurrence of any one or more of the following events:

- the executive's position, authority or responsibilities being significantly reduced;
- the executive being asked to relocate his principal place of employment such that the commuting distance from his or her residence prior to the change of control is increased by over thirty-five (35) miles;
- the executive's annual base salary or bonus being reduced; or
- the executive's benefits being materially reduced.

*Definition of Change of Control.* In each employment agreement described above, change of control means any of the following:

- a sale of all or substantially all of Align's assets;
- the acquisition of more than 50% of the common stock of Align by any person or group of persons;
- a reorganization of Align wherein the holders of common stock of Align receive stock in another company (other than a subsidiary of Align), a merger of Align with another company wherein there is a 50% or greater change in the ownership of the common stock of Align as a result of such merger, or any other transaction in which Align (other

than as the parent corporation) is consolidated for federal income tax purposes or is eligible to be consolidated for federal income tax purposes with another corporation; or

- in the event that the common stock is traded on an established securities market, a public announcement that any person has acquired or has the right to acquire beneficial ownership of more than 50% of the then outstanding common stock, or the commencement of or public announcement of an intention to make a tender offer or exchange offer for more than 50% of the then outstanding common stock.

**Other Termination of Employment and Change of Control Arrangements**

In addition to the termination of employment and change of control arrangements described above, the Compensation Committee of the Board has the authority as Plan Administrator of the 2005 Incentive Plan to accelerate the vesting of outstanding equity immediately upon an acquisition or change in ownership or majority of the Board.

**PRINCIPAL STOCKHOLDERS**

Except as otherwise noted in the footnotes to the following table, the information contained in the table below sets forth the beneficial ownership of our common stock as of March 18, 2015 by:

- each stockholder known by us to own beneficially more than 5% of our common stock;
- each of our executive officers named in the summary compensation table on page 36 of this proxy statement;
- each of our directors; and
- all of our directors and executive officers as a group.

Beneficial ownership is determined based on the rules of the SEC. The column captioned “Total Shares Beneficially Owned” represents the number of shares of our common stock beneficially owned and the number of shares of our common stock subject to options that are currently exercisable or will become exercisable, restricted stock units and market stock units that will vest on or before May 17, 2015. The number of shares subject to options that each beneficial owner has the right to acquire and restricted stock units that will vest on or before May 17, 2015 is listed separately under the column “Number of Shares Underlying Options Exercisable and RSUs/MSUs vesting on or before May 17, 2015.” These shares are not deemed exercisable or vested for purposes of computing the percentage of shares beneficially owned by any other person. “Percentage of Outstanding Shares Beneficially Owned” is based upon 80,727,147 shares of our common stock outstanding as of March 18, 2015. The address for those individuals for which an address is not otherwise provided is c/o Align Technology, Inc., 2560 Orchard Parkway, San Jose, California 95131. Unless otherwise indicated, we believe the stockholders listed below have sole voting or investment power with respect to all shares, subject to applicable community property laws.

<u>Name and Address</u>	<u>Number of Outstanding Shares Beneficially Owned</u>	<u>Number of Shares Underlying Options Exercisable and RSUs vesting on or before May 18, 2015 (1)</u>	<u>Total Shares Beneficially Owned</u>	<u>Percentage of Outstanding Shares Beneficially Owned</u>
Gordon Gund, family members and affiliated entities (2)	7,218,717	—	7,218,717	9.0%
BlackRock, Inc. (3)	5,019,285	—	5,019,285	6.0%
The Vanguard Group (4)	4,406,077	—	4,406,077	5.0%
T. Rowe Price Associates, Inc.(5)	4,091,885	—	4,091,885	5.0%
FMR LLC (6)	4,033,575	—	4,033,575	5.0%
Thomas M. Prescott	216,968	115,000	331,968	*
David L. White	6,426	1,875	8,301	*
Emory M. Wright	33,343	37,588	70,931	*
Raphael S. Pascaud	767	10,725	11,492	*
Roger E. George	—	33,126	33,126	*
Joseph Lacob (7)	708,755	45,500	754,255	*
C. Raymond Larkin, Jr.	62,460	83,000	145,460	*
George J. Morrow	35,400	55,500	90,900	*
David C. Nagel	21,400	65,500	86,900	*
Andrea L. Saia	3,567	5,500	9,067	*
Greg J. Santora	30,400	25,500	55,900	*
Warren S. Thaler (8)	130,184	25,500	155,684	*
All current executive officers and directors as a group (17 persons)	1,261,298	579,123	1,840,421	2.2%

\* Less than 1%

- (1) Except as otherwise set forth in the footnotes below, represents shares of common stock that can be acquired upon the exercise of stock options and vesting of restricted stock units on or before May 17, 2015. This column includes the full amount of restricted stock units that will vest on or before May 17, 2015, although each executive officer will actually receive the number of shares that have vested net of the number of shares necessary to cover any applicable withholding taxes which Align will pay on their behalf.
- (2) Based on a filing with the Securities and Exchange Commission on Schedule 13G/A on February 14, 2014, indicating beneficial ownership as of December 31, 2013. Includes shares held in trust for immediate family members and shares held by immediate family members. The mailing address for Gordon Gund is P.O. Box 449, Princeton, New Jersey 08542.
- (3) Based on a filing with the Securities and Exchange Commission on Schedule 13G/A on January 30, 2015, indicating beneficial ownership as of December 31, 2014. Includes shares held by direct and indirect subsidiaries. The mailing address for BlackRock, Inc. is 55 East 52<sup>nd</sup> Street, New York, New York 10022.
- (4) Based on a filing with the Securities and Exchange Commission on Schedule 13G/A, on February 11, 2015, indicating beneficial ownership as of December 31, 2014. Includes shares held by direct and indirect subsidiaries. The mailing address for The Vanguard Group is 100 Vanguard Blvd., Malvern, PA 19355.
- (5) Based on a filing with the Securities and Exchange Commission on Schedule 13G on February 12, 2015, indicating beneficial ownership as of December 31, 2014. The address for R. Rowe Price Associates, Inc. is 100 E. Pratt Street, Baltimore, Maryland 21202.
- (6) Based on a filing with the Securities and Exchange Commission on Schedule 13G/A on February 13, 2015, indicating beneficial ownership as of December 31, 2014. The principal office of FMR is located at 82 Devonshire Street, Boston MA 02109.
- (7) Includes 555,895 shares held by the Joseph S. Lacob Trust and 148,767 shares held by Lacob Children's Trust. Principal address is 2750 Sand Hill Road, Menlo Park, CA 94025.
- (8) Includes 33,900 shares held by Mr. Thaler and 88,584 shares held by The Thaler Family Trust, for the benefit of family members, as to which Mr. Thaler disclaims beneficial ownership.

## SECTION 16(a) BENEFICIAL OWNERSHIP REPORTING COMPLIANCE

Section 16(a) of the Securities Exchange Act of 1934 requires our officers and directors, and persons who own more than 10% of a registered class of our equity securities, to file reports of ownership and changes in ownership with the SEC. Executive officers, directors and greater than 10% stockholders are required by SEC regulations to furnish us with copies of all Section 16(a) forms they file. Based solely on our review of the copies of such forms that we have received, or written representations from reporting persons, we believe that during the year ended December 31, 2014, all executive officers, directors and greater than 10% stockholders complied with all applicable filing requirements.

## CERTAIN RELATIONSHIPS AND RELATED PARTY TRANSACTIONS

### Review, approval or ratification of transactions with related persons

Our Board has adopted a *Code of Business Conduct and Ethics* that is applicable to all directors, officers and employees of Align, including Align's principal executive officer, principal financial officer and controller. The Code provides in writing, that Align discourages its employees from conducting company business with a relative or significant other, or with a business in which an employee, a relative or significant other is associated in any significant role (each a "Related Party"). If, however, such a Related Party transaction is unavoidable, the Code provides that all employees (other than the directors and officers of Align) must fully disclose the nature of the relationship and the transaction to their supervisor, and the Chief Financial Officer must approve in advance the Related Party transaction. If, however:

- you are a director or officer of Align and you desire to enter into a transaction with a Related Party (as defined above); or
- you are an employee (other than a director or officer) and you desire to enter into a transaction with a Related Party that the Chief Financial Officer (in consultation with legal counsel) has deemed to be material to Align and is reportable under the rules and regulations of the Exchange Act,

the nature of the transaction must be fully disclosed to the Audit Committee of the Board and such interest must be approved by the Audit Committee. The Company did not participate in any related party transactions in 2014.

**OTHER MATTERS**

We know of no other matters to be submitted at the Annual Meeting. If any other matters properly come before the Annual Meeting, it is the intention of the persons named in the enclosed proxy card to vote the shares they represent as the Board may recommend or, if the Board has not provided a recommendation, in accordance with their own judgment.

It is important that your shares be represented at the Annual Meeting, regardless of the number of shares that you hold. You are, therefore, urged to mark, sign, date, and return the accompanying proxy card as promptly as possible in the postage-prepaid envelope enclosed for that purpose.

THE BOARD OF  
ALIGN TECHNOLOGY, INC.

April 1, 2015



**APPENDIX A**  
**Reconciliation Non-GAAP to GAAP pages ii and 28 of the Proxy Statement**

**Reconciliation of GAAP to Non-GAAP Profit from Operations**  
(in thousands)

	Year Ended		
	December 31, 2014	December 31, 2013	December 31, 2012
GAAP Profit from Operations	\$ 193,576	\$ 94,212	\$ 85,592
Acquisition and integration costs <sup>(1)</sup>	—	—	1,271
Severance and benefit costs <sup>(2)</sup>	—	—	780
Impairment of goodwill <sup>(3)</sup>	—	40,693	36,591
Impairment of long lived assets <sup>(4)</sup>	—	26,320	—
Non-GAAP Profit from Operations	<u>\$ 193,576</u>	<u>\$ 161,225</u>	<u>\$ 124,234</u>

**Reconciliation of GAAP to Non-GAAP Net Profit**  
(in thousands, except per share amounts)

	Year Ended		
	December 31, 2014	December 31, 2013	December 31, 2012
GAAP Net profit	\$ 145,832	\$ 64,295	\$ 58,691
Acquisition and integration costs <sup>(1)</sup>	—	—	1,271
Severance and benefit cost <sup>(2)</sup>	—	—	780
Impairment of goodwill <sup>(3)</sup>	—	40,693	36,591
Impairment of long lived assets <sup>(4)</sup>	—	26,320	—
Tax effect on non-GAAP adjustments <sup>(5)</sup>	—	(3,788)	(3,900)
Non-GAAP Net profit	<u>\$ 145,832</u>	<u>\$ 127,520</u>	<u>\$ 93,433</u>
GAAP net profit per diluted share	<u>\$ 1.77</u>	<u>\$ 0.78</u>	<u>\$ 0.71</u>
Non-GAAP net profit per diluted share	<u>\$ 1.77</u>	<u>\$ 1.54</u>	<u>\$ 1.13</u>
Shares used in computing diluted GAAP net profit per share	<u>82,283</u>	<u>82,589</u>	<u>83,040</u>
Shares used in computing diluted non-GAAP net profit per share	<u>82,283</u>	<u>82,589</u>	<u>83,040</u>

<sup>(1)</sup> Acquisition costs and integration related. We have incurred acquisition-related and other expenses which include legal, banker, accounting and other advisory fees of third parties, retention bonuses, integration and professional fees. We do not engage in acquisitions in the ordinary course of business. We believe that it is important to understand these charges; however, we do not believe that these charges are indicative of future operating results. We believe that eliminating these expenses from our non-GAAP measures is useful because we generally would not have otherwise incurred such expenses in the periods presented as part of our continuing operations.

<sup>(2)</sup> Severance and benefits costs. We have engaged in various restructuring and exit activities in 2011 that have resulted in costs associated with severance and benefits. Such activity has been a discrete event based on a unique set of business objectives or circumstances, and each has differed from the others in terms of its operational implementation, business impact and scope. We do not engage in restructuring and/or exit activities in the ordinary course of business. We believe that it is important to understand these charges and, we believe that investors benefit from excluding these charges from our operating results to facilitate a more meaningful evaluation of current operating performance and comparisons to past operating performance.

<sup>(3)</sup> Impairment of goodwill. This charge represents non-cash write-downs of our goodwill. During the third quarter of 2012, we determined that there were sufficient indicators such as the termination of our distribution agreement with Straumann for iTero intra-oral scanners as well as the market conditions and business trends within our Scanners and Services ("Scanner") reporting unit for an impairment of goodwill. In the first quarter of 2013, changes in the competitive environment for intra-oral scanners, including announcements from our competitors of new low-priced scanners targeted at orthodontists and general practitioner dentists in North America, caused us to lower our expectations for growth and profitability for our Scanner reporting unit which resulted in the impairment of our remaining Scanner goodwill. We remove the impact of these charges to our operating performance to assist in assessing our ability to generate cash from operations. We believe this may be useful information to users of our financial statements and therefore we have excluded

these charges for purposes of calculating these non-GAAP measures to facilitate an evaluation of our current operating performance, particularly in terms of liquidity.

- (4) Impairment of long lived assets. This charge represents non-cash write downs of our long lived assets. In the first quarter of 2013, changes in the competitive environment for intra-oral scanners, including announcements from our competitors of new low-priced scanners targeted at orthodontists and general practitioner dentists in North America, caused us to lower our expectations for growth and profitability for our Scanner reporting unit which resulted in the impairment of our Scanner intangible assets for \$19.3 million and plant and equipment for \$7.0 million.
- (5) Income tax-related adjustments. Non-GAAP financial information for the quarter is adjusted for a tax rate equal to our annual estimated tax rate on non-GAAP income. This rate is based on our estimated annual GAAP income tax rate forecast, adjusted to account for discrete tax items and items excluded from GAAP income in calculating the non-GAAP financial measures presented above. Our estimated tax rate on non-GAAP income is determined annually and may be re-calculated during the year to take into account events or trends that we believe materially impact the estimated annual rate.

**Reconciliation of 2014 Adjusted Non-GAAP Profit from Operations used for Company Multiplier on page 30 of the Proxy Statement  
(in thousands)**

<b>GAAP Profit from Operations</b>	\$	193,576
Stock-based compensation		39,823
Medical Device Excise Tax <sup>(6)</sup>		(7,799)
Other one-time adjustment <sup>(7)</sup>		300
<b>Adjusted Non-GAAP Profit from Operations for Company Multiplier</b>	<b>\$</b>	<b>225,900</b>

- <sup>(6)</sup> Medical Device Excise tax ("MDET"): During March 2014, it was determined that our Aligners are not subject to the MDET. Prior to this determination, MDET expense was included in our 2014 target for Adjusted Operating Income. As a result, the Compensation Committee determined to exclude the beneficial impact of not paying MDET since it would have resulted in an unintended gain to the Company Multiplier.

- <sup>(7)</sup> Other one-time adjustment: This charge relates to our investment in the obstructive sleep apnea market.

**ALIGN TECHNOLOGY, INC.**

**Align Corporate Headquarters, 2560 Orchard Parkway, San Jose, California 95131**

**THIS PROXY IS BEING SOLICITED BY THE BOARD OF DIRECTORS FOR THE ANNUAL MEETING  
OF STOCKHOLDERS TO BE HELD ON MAY 13, 2015, 10:00 A.M.**

The undersigned stockholders of Align Technology, Inc. hereby acknowledges receipt of the Notice of Annual Meeting of Stockholders and proxy statement for the 2015 Annual Meeting of Stockholders and hereby appoints Thomas M. Prescott and Roger E. George or either of them acting in the absence of the other, proxies and attorneys-in-fact, with full power to each of substitution, on behalf of and in the name of the undersigned to represent the undersigned at the 2015 Annual Meeting of Stockholders of Align Technology, Inc. to be held on Wednesday, May 13, 2015 at 10:00 am Pacific Daylight Time at Align's corporate headquarters located at 2560 Orchard Parkway, San Jose, California 95131 and at any adjournment(s) or postponement(s) thereof, and to vote all shares of common stock of Align Technology, Inc. on all matters to be considered at the meeting which the undersigned would be entitled to vote if then and there personally present.

**This proxy, when properly executed, will be voted in the manner directed. If no such directions are specified, this proxy will be voted "FOR" all nominees listed in Proposal 1 and "FOR" Proposals 2 and 3.**

**CONTINUED AND TO BE SIGNED ON REVERSE SIDE**

---

▲PLEASE DETACH ALONG PERFORATED LINE AND MAIL IN THE ENVELOPE PROVIDED.▲

**Important Notice Regarding the Availability of Proxy Materials for the Annual Meeting of Stockholders to be held May 13, 2015. The Proxy Statement and our 2014 10K Report are available at: <http://www.viewproxy.com/aligntech/2015>**

**A. Proposals – The Board of Directors recommends you vote FOR all nominees listed in Proposal 1 and FOR proposal 2 and 3.**

**1. Election of Directors.**

	FOR	AGAINST	ABSTAIN		FOR	AGAINST	ABSTAIN		FOR	AGAINST	ABSTAIN
01 Joseph Jacob	<input type="checkbox"/>	<input type="checkbox"/>	<input type="checkbox"/>	04 Dr. David C. Nagel	<input type="checkbox"/>	<input type="checkbox"/>	<input type="checkbox"/>	07 Greg J. Santora	<input type="checkbox"/>	<input type="checkbox"/>	<input type="checkbox"/>
02 C. Raymond Larkin, Jr.	<input type="checkbox"/>	<input type="checkbox"/>	<input type="checkbox"/>	05 Thomas M. Prescott	<input type="checkbox"/>	<input type="checkbox"/>	<input type="checkbox"/>	08 Warren S. Thaler	<input type="checkbox"/>	<input type="checkbox"/>	<input type="checkbox"/>
03 George J. Morrow	<input type="checkbox"/>	<input type="checkbox"/>	<input type="checkbox"/>	06 Andrea L. Saia	<input type="checkbox"/>	<input type="checkbox"/>	<input type="checkbox"/>				

**2. RATIFICATION OF APPOINTMENT OF INDEPENDENT REGISTERED PUBLIC ACCOUNTANTS:** Proposal to ratify the appointment of PricewaterhouseCoopers LLP as Align Technology, Inc.'s independent registered public accountants for the fiscal year ending December 31, 2015.

FOR  AGAINST  ABSTAIN

**3. ADVISORY VOTE TO APPROVE NAMED EXECUTIVE OFFICER COMPENSATION.**

FOR  AGAINST  ABSTAIN

**B. Authorized Signatures – This section must be completed for your vote to be counted. – Date and Sign Below**

Date \_\_\_\_\_

Signature \_\_\_\_\_

Signature \_\_\_\_\_

(Joint Owners)

Please sign exactly as your name(s) appears hereon. When signing as attorney, executor, administrator, or other fiduciary, please give full title as such. Joint owners should each sign personally. All holders must sign. If a corporation or partnership, please sign in full corporate or partnership name, by authorized officer.

Address Change/Comments: (If you noted any Address Changes and/or Comments above, please mark box.)

Please indicate if you plan to attend this meeting

**CONTROL NUMBER**

➔


▲ PLEASE DETACH ALONG PERFORATED LINE AND MAIL IN THE ENVELOPE PROVIDED. ▲

**CONTROL NUMBER**

➔

**PROXY VOTING INSTRUCTIONS**

Please have your 11 digit control number ready when voting by Internet or Telephone



**INTERNET**  
Vote Your Proxy on the Internet:  
Go to [www.cesvote.com](http://www.cesvote.com)  
Have your proxy card available when you access the above website. Follow the prompts to vote your shares.



**TELEPHONE**  
Vote Your Proxy by Phone:  
Call 1 (888) 693-8683  
Use any touch-tone telephone to vote your proxy. Have your proxy card available when you call. Follow the voting instructions to vote your shares.



**MAIL**  
Vote Your Proxy by Mail:  
Mark, sign, and date your proxy card, then detach it, and return it in the postage-paid envelope provided.